



COMPACT DESIGN
BIG PERFORMANCE

ENG

G2700E

STANDAARD / X-TRA /
TELE



GIANT[®]
BY TOBROCO

WWW.TOBROCO-GIANT.COM



G2700E

STANDAARD / X-TRA /
TELE



DISTINCTIVE POWER

The G2700E, G2700E X-TRA and G2700E TELE are wheel loaders in the 2.6 tons range and combine the best of both worlds with the advantages of an articulated loader and virtually silent operation without emissions. This makes the compact loaders ideal for indoor use applications such as livestock, or construction sites in urban areas.

TOBROCO-GIANT has the G2700E models completely in-house management developed and only works with the best components from suppliers such as Jungheinrich, Bosch Rexroth, Comer and Hydac. For high reliability and maximum use of the machines, all parts are extensively tested under harsh conditions. This results in proven reliability, low running costs and high residual value.



CHARGING WHEN IT SUITS

TOBROCO-GIANT's lithium iron phosphate batteries score higher than traditional lead-based batteries with their performance, fast charging times and the fact that the batteries last up to three times longer. The G2700E X-TRA can be equipped with a 60A built-in charger, which uses a standard 230V power supply. In addition, customers can opt for an external charger. These chargers are available in 150A and 300A, making it possible to charge a battery within an hour.

LITHIUM IRON PHOSPHATE BATTERY

TOBROCO-GIANT only offers high quality LFP (Lithium Iron Phosphate) batteries. These batteries have, among other things, the properties to recharge a lot of energy in a short time and have the highest degree of safety compared to NMC and lead-containing batteries. TOBROCO-GIANT offers three lithium iron phosphate batteries with a capacity of 260 Ah, 390 Ah or 520 Ah. Dependent of the choice, one battery charge is sufficient to operate under normal conditions to work 6 or 8 hours. So there is more than enough energy to work all day long.

TYPES	G2700E	G2700E X-TRA	G2700E TELE
Service weight ¹	2.595 kg	2.595 kg	2.695 kg
Transport weight	2.550 kg	2.550 kg	2.550 kg
Lifting capacity	2.100 kg	2.200 kg	2.200 kg
Tipping load	2.195 kg	2.220 kg	See graph page 14
Lifting height	2.964 mm	2.498 mm	3.711 mm
Length without bucket	3.377 mm	3.377 mm	3.590 mm
Width	1.080 mm	1.080 mm	1.080 mm
Machine height	2.340 mm	2.340 mm	2.340 mm

¹ Measured with standard version and earthbucket.

TOP PERFORMANCE



EXCEPTIONAL PERFORMANCE

The G2700E is equivalent to the diesel models in terms of power, compact dimensions and manoeuvrability. At the same time, the G2700E does its job emission-free and silent. Properties that people and animals long for.

The G2700E loaders are standard equipped with a 48V lithium-ion battery and two separate electric motors, 7 kW for the drive and 12 kW for the working hydraulics. The 6-ton axles and four-wheel drive give the machines a pulling force of 12,500 N, so that there is always enough ability. The two independent electric motors make the machine more efficient to operate.



G2700E

ACCURATE TASKS

Three speeds can be selected to perform tasks to be performed accurately. In ECO mode, the machine has a top speed of 5 km/h, the standard mode offers a top speed of 12 km/h and the Full Power mode is the fastest setting of the machine with a top speed of 18 km/h.

With a lifting height of 3.71 meters, the G2700E TELE is ideal for use when extended reach is required. The G2700E has a lifting height of 2.96 meters and a capacity of 2,100 kg. The G2700E X-TRA has a lifting capacity of 2,200 kg, a lifting height of 2.50 meters and has been specially developed for extremely heavy work and work within construction and earthmoving.



G2700E X-TRA

STRONG PROPERTIES



- 1. WORKING COMFORTABLY** - A spacious and comfortable working environment.
- 2. WORK SAFELY** - The cabin and safety roof are ROPS/FOPS certified on international standard.
- 3. LITHIUM IRON PHOSPHATE BATTERY** - A safe and efficient lithium iron phosphate battery has been chosen for these machines. This battery contains the new lithium technology.
- 4. MAINTENANCE** - Due to the maintenance-free battery and electric motors, the maintenance intensity of these machines is lower compared to fuel-driven machines.
- 5. MANEUVERABILITY AND STABILITY** - The articulated pendulum system ensures maneuverability and stability.
- 6. MULTIFUNCTIONAL** - Switch attachments easily and adapt the machine to your activities.
- 7. POWERFUL & PRODUCTIVE** - Equipped with 2 independent electric motors for an optimal and efficient system.
- 8. SILENT OPERATION** - Ideal for working in quiet areas to avoid noise pollution.
- 9. SPEED** - 3 driving modes for precise work to be carried out. (0-5 km/h, 0-12 km/h, 0-18 km/h)
- 10. COMPACT DESIGN** - The compact design of the G2700E makes it possible to work in places with limited space.

COMPACT DESIGN



Unlock new possibilities with our electric G2700E models, tailor-made for efficient operation in confined spaces. These machines are engineered for peak performance. Their lightweight build and compact dimensions, combined with the agility of our articulating steering system, guarantee exceptional maneuverability, allowing you to achieve precision in your tasks. Choose from a range of tire options, resulting in a machine width between 110 and 150 centimeters. With a safety roof or cabin, you'll still have an impressive maximum clearance height of 2.34 meters. Plus, opt for the foldable safety roof, and you can reduce the clearance height to just 1.98 meters. Say goodbye to obstacles in narrow passages – these machines effortlessly adapt to tight spaces, making them the perfect choice for both indoor and outdoor use.



STABILITY AND MANEUVERABILITY

The articulated pendulum system gives the G2700E a lot of stability and agility. The system ensures that all four the wheels remain on the ground, even when working on uneven terrain. This makes it not only safe to work, but in addition, there is always sufficient traction. The optional and patented STABILO system enables the operator to fix the pendulum joint, allowing for higher levels of stability in uneven ground conditions.

“The electric GIANT’s are perfect for urban work because of their zero-emissions and silent operation.”

John Hanenberg (Hanenberg Wegenbouw b.v.)



SAFE AND COMFORTABLE TO WORK



The machines are standard equipped with a safety roof and can optionally be equipped with a folding safety roof (tele models excluded) or full-option cabin. The G2700E's spacious and accessible cab is designed for optimal ease of use. The steering column is adjustable in height and depth and equipped with an LCD screen where all necessary information can be read easily. While using the multifunction joystick, the operator can position his arm on an ergonomically shaped armrest. Important buttons are within easy reach on and next to the joystick.



360° all-round view, from the cab

The G2700E machines have been extensively tested for safety by an independent body and internationally certified on the field of ROPS/FOPS security. The operator's central position and the use of narrow stiles and a skylight provide 360-degree visibility around and on the implement. The G2700E X-TRA and G2700E TELE feature a lowered front frame that maximizes visibility to the attachment. This ensures that work is carried out efficiently and safely.




ELECTRONIC CONTROL

Information regarding the battery level, energy consumption, power and other indicators can be read from the dashboard so that this important data is always visible during work.

ATTACHMENTS

500+ attachments

Our attachments are developed entirely in-house so that they deliver the best results when working on our machines. TOBROCO-GIANT offers more than 500 different attachments so your machine can be used all year long. By choosing the right attachment it is possible to adjust your GIANT to working conditions for agricultural purposes, construction, material handling, private use and many other areas of application. Get every job done with just one machine!



HYDRAULIC QUICK COUPLER

The G2700E models are standard equipped with a hydraulic quick coupler as a standard. This makes it possible to change attachments safely and within seconds.

MOUNTING SYSTEMS

TOBROCO-GIANT offers a wide range of mounting systems, enabling you to use the attachment that you already have.



SECTORS

One machine for every job



SPECIFICATIONS

TECHNICAL DATA

TYPE	G2700E	G2700E X-TRA	G2700E TELE
Service weight ¹	2.595 kg	2.595 kg	2695 kg
Transport weight	2.550 kg	2.550 kg	2.550 kg
Lifting capacity	2.100 kg	2.200 kg	2.200 kg
Tipping load ²	2.195 kg	2.220 kg	See graph page 14

DIMENSIONS AND SPEED

Lifting height ²	2.964 mm	2.498 mm	3.711 mm
Length without bucket	3.377 mm	3.377 mm	3.590 mm
Machine height ³	2.340 mm	2.340 mm	2.340 mm
Width on standard tyres	1.080 mm	1.080 mm	1.080 mm
Standard tyres	10.0/75x15.3 AS		
Travel speed	Drive mode 1: 0-5 km/h Drive mode 2: 0-12 km/h Drive mode 3: 0-18 km/h		

Standard battery

LFP-Battery (Lithium Iron Phosphate)	13,3 kW / 260 Ah / 48V (195 kg)		
Charger (on board)	230V / 40A		
Battery charging time	5 uur		

DRIVING MECHANISM

Electric motor	7 kW		
Energy recovery	Automatic battery charging, e.g. during rolling out (electric motor becomes dynamo)		
Type	Electric four-wheel drive with cardan shaft		
Differential	Limited slip on both axles		
Drum brakes	12.500 N		
Hill-Hold control	Automatic brake roll back on slope		
Parking brake	Drum brakes		

WORKING HYDRAULICS

Electric motor	12 kW		
Working hydraulics	40 ltr/min (230 bar)		

STANDARD MACHINE FEATURES

TYPE	G2700E	G2700E X-TRA	G2700E TELE
GIANT standard quick-change system (hydraulic lock)	Std	Std	Std
Double acting hydraulic function on lift arm (mechanically operated)	Std	Std	Std
ROPS/FOPS safety roof incl. safety doors left and right	Std	Std	Std
Hydraulic servicebrake on 4 wheels	Std	Std	Std
Luxury suspension seat with seat belt, armrest and back extension	Std	Std	Std
Anti-theft protection with access code (not certified)	Std	Std	Std
Towing hook at the back	Std	Std	Std
Working light (LED) front, on lifting arm	Std	Std	Std

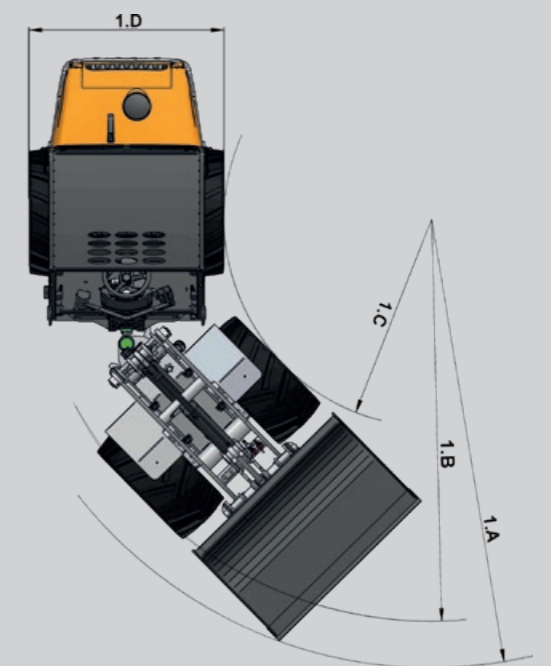
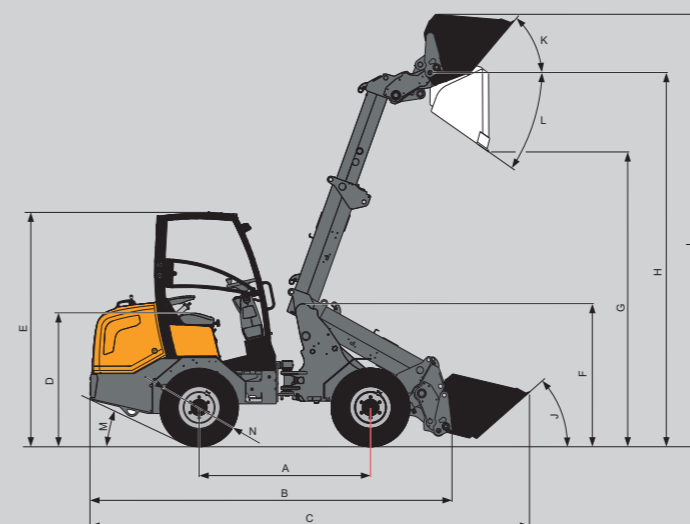
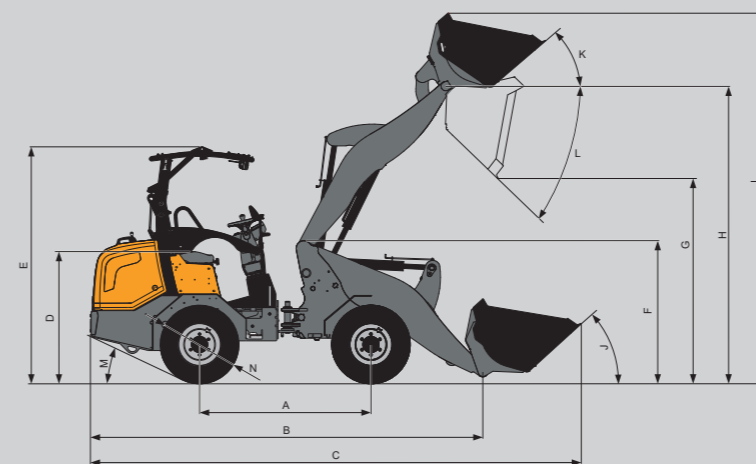
¹ Measured with earthbucket

² Measured with hinge point in straight position on standard tyres

³ Measured on standard tyres with safety roof

MEASUREMENTS

	G2700E	G2700E X-TRA	G2700E TELE
A Wheelbase	1.648 mm	1.700 mm	1.700 mm
B Total length	3.377 mm	3.377 mm	3.591 mm
C Length with bucket	4.149 mm	4.149 mm	4.239 mm
D Seat height	1.380 mm	1.380 mm	1.380 mm
E Max. height with safety roof	2.340 mm	2.340 mm	2.340 mm
Max. height with cabin	2.340 mm	2.340 mm	2.340 mm
F Height front frame	1.753 mm	1.513 mm	1.513 mm
G Max. dump height	2.209 mm	1.753 mm	2.870 mm
H Lifting height	2.984 mm	2.517 mm	3.711 mm
I Height with bucket	3.572 mm	3.104 mm	4.367 mm
J Rollback angle on the ground	45°	42°	42°
K Rollback angle at max. lift height	53°	46°	55°
L Max. angle for bucket emptying	37°	36°	35°
M Drive-up angle	26°	26°	25°
N Outer size of tires	Ø 850 mm	Ø 850 mm	Ø 850 mm
1A Turning radius with bucket	1.100 mm	1.100 mm	1.200 mm
1B Turning radius on outer edge	2.972 mm	3.045 mm	3.160 mm
1C Inner turning radius	2.560 mm	2.623 mm	2.611 mm
1D Width on standard tyres	1.080 mm	1.080 mm	1.080 mm



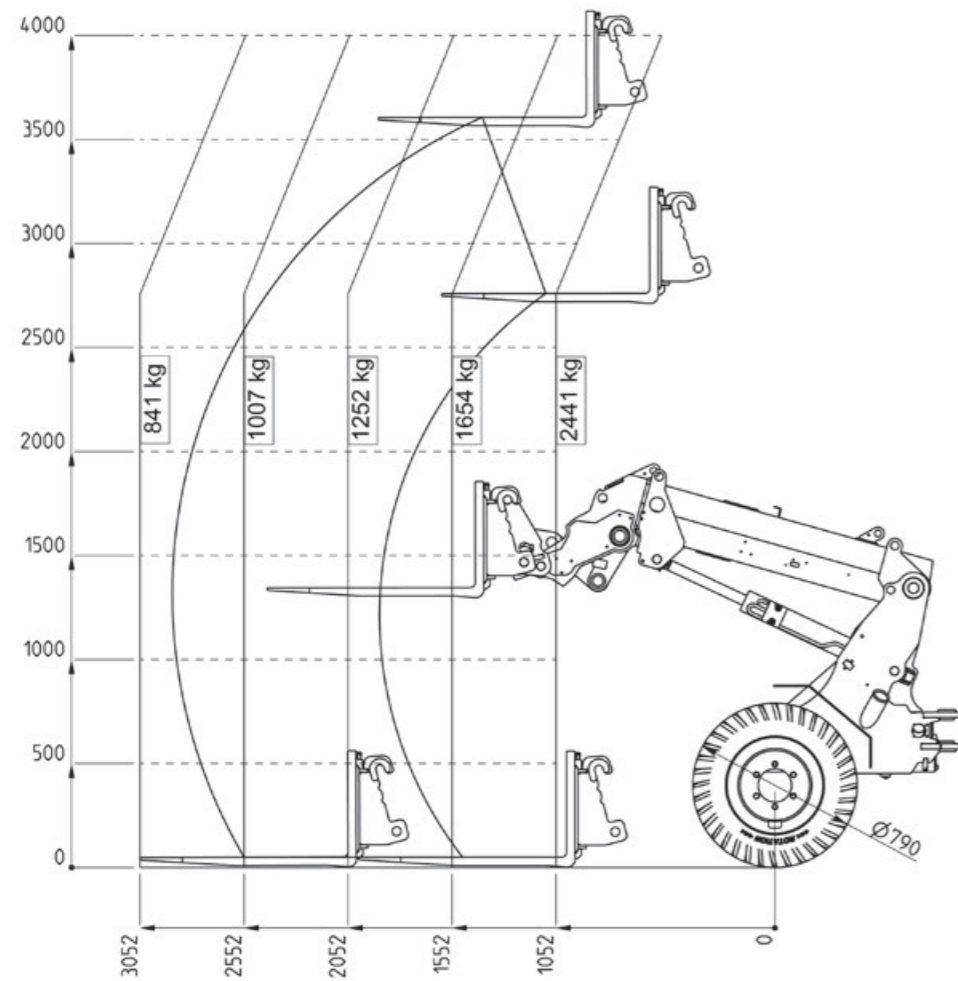
SPECIFICATIONS

TIPPING LOADS

	G2700E	G2700E X-TRA
S	2.115 kg	2.355 kg
T	1.965 kg	2.165 kg
U	1.530 kg	1.640 kg
V	1.195 kg	1.260 kg
W	3.100 kg	3.200 kg
X	2.195 kg	2.220 kg
Y	1.540 kg	1.585 kg



TIPPING LOADS GRAPH G2700E TELE



For off road use, divide the tipping load by 1.67 because of the legal safety factor

Tipping load = without counterweights.

Measured with GIANT hitch. The above values may deviate for other types of hitches.

AVAILABLE OPTIONS

	G2700E	G2700E X-TRA	G2700E TELE
BATTERY			
LFP-battery (Lithium Iron Phosphate), 20,0 kW / 390 Ah / 48V (375 kg)	0	0	0
LFP-battery (Lithium Iron Phosphate), 26,6 kW / 520 Ah, 48V (375 kg)	0	0	0
CHARGER			
Charger (on board), 230V / 60A (battery charging time 260 Ah: 4 hours)	0	0	0
High-Frequency-Charger (separate external charger) IP54, 48V / 150A (charging time 260 Ah: 3 hours)	0	0	0
High-Frequency-Charger (separate external charger) IP54, 48V / 300A (charging time 260Ah: 1,5 hours)	0	0	0
Adapter cable Type 2-16A, 5m	0	0	0
Transport cabinet for High-Frequency-Charger (only in combination with High-Frequency-Charger IP54, 48 V / (150A or 300A)	0	0	0
SAFETY ROOF / CABINE			
ROPS/FOPS folding safety roof incl. safety doors (passage height with folded safety roof)	0	0	-
ROPS/FOPS cabin	0	0	0
Front window incl. windscreen wiper (only in combination with ROPS / FOPS safety roof)	0	0	0
Rear window (in combination with ROPS / FOPS safety roof)	0	0	0
Glass door set (L+R) only possible in combination with ROPS / FOPS safety roof	0	0	0
FM/AM radio and speakers (in combination with ROPS / FOPS safety roof)	0	0	0
DAB+ radio and speakers (Bluetooth en USB 2.0 connection)	0	0	0
Cabin mat	0	0	0
Mechanical suspension seat with seat heating incl. seat belt and armrests	0	0	0
Air-suspended seat incl. seat belt and armrests	0	0	0
Air-suspended seat with seat heating incl. seat belt and armrests	0	0	0
Side mirrors (L+R)	0	0	0
HYDRAULIC CONNECTIONS ON LIFT ARM			
Transport lock	0	0	Std
Hose break protection on lifting and top cylinder	0	0	Std
1x double-acting hydraulic function, proportionally controlled in joystick with memory function	0	0	0
1x additional double-acting hydraulic function, mechanically operated	0	0	-
1x extra double-acting hydraulic function, proportionally controlled in joystick with memory function	0	0	0
2x extra double-acting hydraulic function, proportionally controlled in joystick with memory function	0	0	-
Leakage oil connection	0	0	0
Free return	0	0	0
ELECTRICS / LIGHTING			
Switched 12 Volt connection, 3 pole on lifting arm	0	0	0
Switched 12 Volt connection, 3 pole in cabin	0	0	0
Plug socket trailer 13-pin, rear incl. heavier 12V converter (max. 300W)	0	0	0
Additional work light (LED) for lifting arm	0	0	0
Additional work light (LED) for safety roof (max. 2 pieces)	0	0	0
Additional work light (LED) at the back, behind the seat or on the safety roof (max. 2 pieces)	0	0	0
Beacon (LED) on safety roof	0	0	0
Traffic lights (LED)	0	0	0
License plate holder with lighting (LED)	0	0	0
OTHER OPTIONS			
Machine in RAL company color	0	0	0
STABILO system (Patented)	0	0	0
Reversing signal	0	0	0
Mudguard wideners	0	0	0
Tow coupling + ball hitch	0	0	0
Counterweight (40 kg) under frame (max. 2 pieces)	0	0	0
Different hitch	0	0	0
Lifting suspension	0	0	-
Document box	0	0	0
Panolin HLP Synth 46 Biodegradable Hydraulic Oil	0	0	0
Oil cooler	0	0	0
Road Specification (ask your dealer for the options)	0	0	0

MAINTENANCE



The G2700E models are easy to maintain because service points are easy to access. Hydraulic system and battery are freely accessible via the easy-to-use open service valves. This ensures that daily checks and maintenance can be carried out quickly and safely.

GENUINE GIANT PARTS



The usage of genuine GIANT parts ensures reliable, efficient and safe operation of your machine. We only use the best quality components and test them severely before we introduce a new model. All these parts are vital for the best possible performance and minimising downtime. Keeping your GIANT 100% original saves money for the owner because of reduced maintenance costs and results in a higher resale value once the machine is resold.

SERVICE & SUPPORT



At TOBROCO-GIANT we offer support, service and high quality parts to protect the investment that you have made in GIANT machinery. Together with our dealers we are available to make sure that your machine performs in the best possible way. This increases your productivity and will result in an even better return on your investment.

TRAINING



At TOBROCO-GIANT we know all the details about our machines. That is why we offer an extensive training program to our dealers. Not only on the newest features or attachments, but also on how to service a machine to the highest standards.



“The electric wheel loader from GIANT is a must-have for environmentally friendly working.”

Stig Hågensen, Product Manager Loaders at Hymax AS in Norway



Quality - Growth - Innovation - Integrity -
Customer Oriented - Enterprising

*“Developed in
The Netherlands, built for
the world”*

Over 25 years, TOBROCO-GIANT has grown into a global player in compact machines with one of the broadest portfolios in the industry. The wide range of implements ensures that all work can be carried out with one machine. This means that GIANT machines can be used all year round for all kinds of work.

In a modern factory in the Netherlands, machines and attachments are developed and produced in-house. By using the state-of-the-art technology, ensuring continuous innovation and applying the best components from Kubota, Bosch Rexroth and Comer, GIANT machines and attachments are produced with exceptional care for quality.

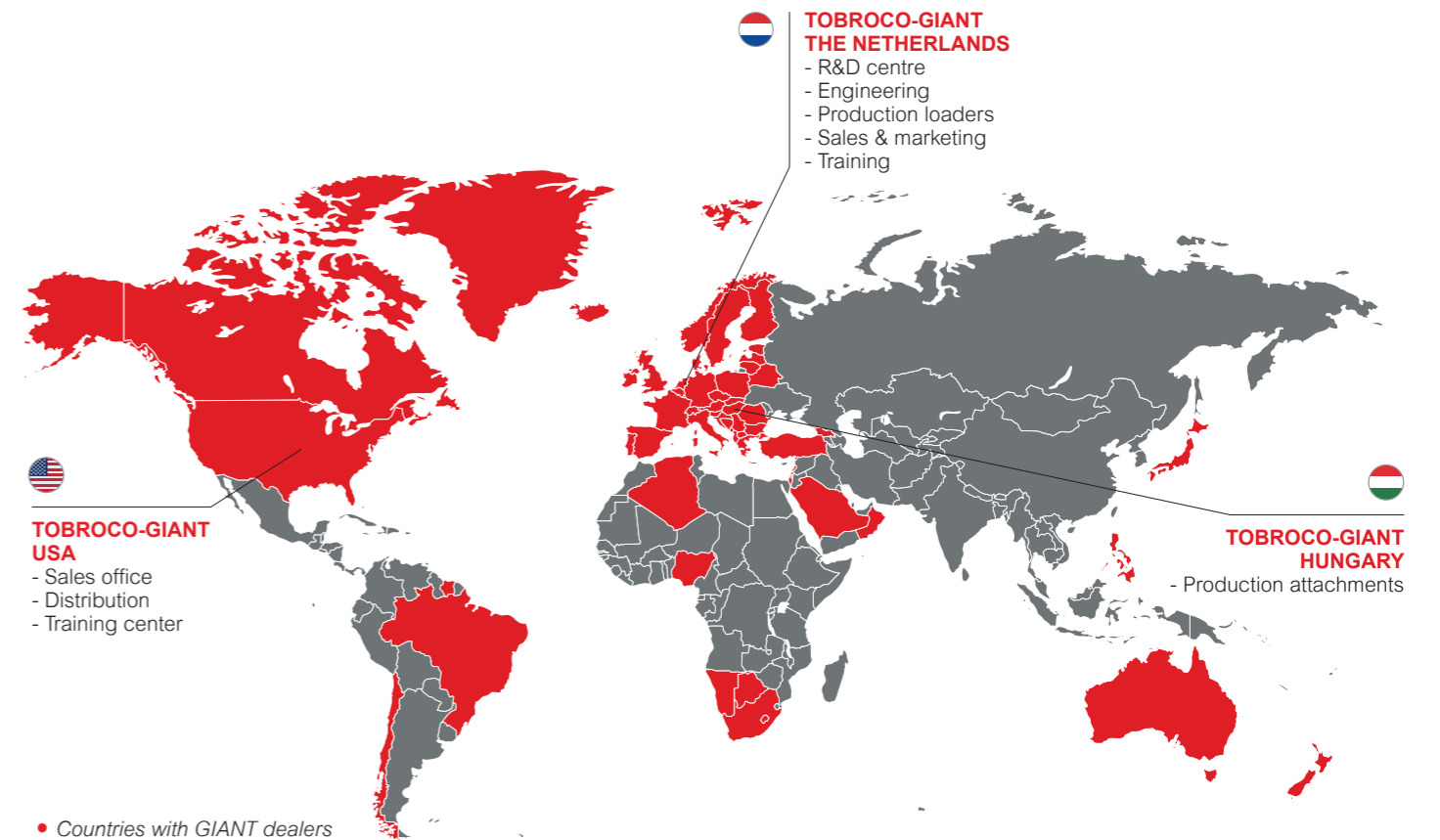
Every day, the team of more than 500 employees in the Netherlands, Hungary and America focuses with passion and enthusiasm on complete customer satisfaction.

THE FUTURE IS ELECTRIC

The demand for compact electrical equipment is an unstoppable trend. With Jungheinrich, TOBROCO-GIANT has found a global and reliable partner with expertise when it comes to developing electrical machines. Everything is aimed at developing an electric version of each GIANT along to the diesel version in the long term.

DEALER NETWORK

With a large network of dedicated dealers we like to be close to our customers to provide the machines, service and parts that you demand. All dealers are supported by a team of experts from the head office of TOBROCO-GIANT in Oisterwijk, The Netherlands.



ALL MODELS

TOBROCO-GIANT has been manufacturing high-quality GIANT machines and attachments since 1996 when we opened our first factory in The Netherlands. Today, TOBROCO-GIANT offers one of the broadest product portfolios in the business with 35 different models sold in 60 countries. In addition to machines with motors from 20 hp to 76 hp, TOBROCO-GIANT also supplies electrical machines and a complete line of compaction machines. TOBROCO-GIANT grows into a full-liner in compact and durable equipment.



GS800G GS850T
GS800 GS950T
GS900



G1100 (TELE)
G1200 (TELE)



G1500 (X-TRA)



G2200E (X-TRA) 




G2300 (X-TRA) HD



G2500 (X-TRA) HD



G2700 (X-TRA / TELE) HD
G2700 (X-TRA / TELE) HD+
G2700E (X-TRA / TELE) 



G3500 (X-TRA / TELE)



G5000 (X-TRA / TELE)



GT5048



VIBRATORY PLATES
E-VIBRATORY PLATES 



VIBRATORY RAMMERS
E-VIBRATORY RAMMERS 



REVERSIBLE VIBRATORY PLATES
E-REVERSIBLE VIBRATORY PLATES 

 *Electric*



GIANT[®]
BY TOBROCO

TOBROCO-GIANT

Sprendlingenstraat 57, 5061 KM Oisterwijk (The Netherlands)

Tel.: +31 (0)13-5211212 | Fax: +31 (0)13-5234045

Internet: www.tobroco-giant.com | E-Mail: info@tobroco-giant.com

Artikelnummer en versienummer:
P00132700EENG V123



CONNECT WITH US

All technical data in this brochure refer to under Central European operating conditions tested series models and describe the standard functions. Specifications and their modes of operation, as well as accessories, depend on the model and the options of the product, as well as country-specific regulations in the country of sale. Images may show non-listed or non-standard available products. The descriptions, illustrations, weights and technical data are not binding and are in accordance with the state of the art at the time of going to press. Changes in the design, equipment, optics and technology are due to the continuous development of its products without prior notice. Do you need special functions which are only available through the use of additional components and / or under special circumstances, please contact us! We will be happy to answer your questions and let you know whether and under what conditions regarding the product and the environmental conditions special functions are realizable. When doubts about the capacity or the performance of our products under special circumstances, we recommend to perform under controlled conditions. Testing activities despite the utmost care, we cannot rule out deviations from illustrations or dimensions, calculation errors, misprints or omissions in this brochure. We therefore accept no liability for the correctness and completeness of the information contained in this brochure. As part of our General Terms and Conditions, we guarantee the proper functioning of our products. Furthermore Linear guarantees we provide in principle. A further liability than outlined in our Terms and Conditions is excluded.

