



COMPACT DESIGN  
**BIG IN PERFORMANCE**

# GT5048



**GIANT**<sup>®</sup>  
BY TOBROCO

[WWW.TOBROCO-GIANT.COM](http://WWW.TOBROCO-GIANT.COM)






# GT5048



With the GT5048 TOBROCO-GIANT has taken the design to the next level. The extensive knowledge of the 4548 TENDO and the latest technologies have been used to develop a modern telehandler in the 2x2 meter class. This means that the compact telehandler is only 1.9 meters high and 1.6 meters wide.

## Compact design, big in performance



### DISTINCTIVE POWER

The compact and versatile GT5048 is specially designed for working at height. Like all GIANT machines, the GT5048 will distinguish themselves by their lifting height and stability. The machine has a limited turning circle due to the four-wheel steering. This makes it easy to operate in small spaces or even indoors.

TOBROCO-GIANT has developed the GT5048 models entirely in-house. Only the best components have been chosen and tested extensively before they were applied to the machine. TOBROCO-GIANT works closely with quality suppliers like Bosch Rexroth, Comer, Kubota and Hydac during the development of new machines. For high reliability and maximum use of the machines, all components are extensively tested under harsh conditions. This results in proven reliability, low consumption costs and a high residual value.



TYPES	GT5048
Service weight <sup>1</sup>	2.950 kg
Lifting capacity	See graph (page 15)
Tipping load	See graph (page 15)
Lifting height	4.800 mm
Length without bucket	3.135 mm
Width	1.600 mm
Machine height	1.900 mm

<sup>1</sup> Measured with standard version and earthbucket.



# STRONG PROPERTIES



- 1. WORKING COMFORTABLY** - A comfortable working environment has been created, therefore long working days are no problem.
- 2. WORK SAFELY** - The cabin and safety roof are ROPS/FOPS certified on international standard. The use of narrow styles and skylight gives the operator all-round visibility and an excellent view on his work to allow safe and precise operation.
- 3. EASY SERVICE** - Daily checks and maintenance can be carried out quickly and in a safe manner because service points are easily accessible.
- 4. POWERFUL PERFORMANCE** - The machines are driven by a powerful, 50 hp Kubota engine which provides powerful performance. The engine is equipped with a catalytic converter (DOC) and soot filter (DPF) and meets the latest EU Stage V clean engine standards.
- 5. COMPACT DESIGN** - The compact dimensions ensure that the machines can operate in small spaces and even can be used indoors.
- 6. MANOEUVRABILITY AND STABILITY** - The articulated pendulum swing system provides manoeuvrability and stability. Unevenness's are absorbed without any compromise to the performance.

- 7. PRODUCTIVITY** - The telehandler has hydrostatic all-wheel drive with automotive steering through 8-ton axles and a heavy planetary final drive, this always provides enough grip, a lot of pulling force for a smooth movement.
- 8. VERSATILITY** - Simply change the attachment and adapt the machine to your work. The GIANT attachments range consists of more than 200 different attachments, making the GT5048 always the right tool.
- 9. HYDRAULIC POSSIBILITIES** - The standard double-acting function at the front (mechanically operated) can easily be expanded with additional hydraulic functions.
- 10. SPEED** - With a travel speed of 25 km/h, the machines can move quickly to the next working area or transport materials in no time.
- 11. CHOOSE THE RIGHT MACHINE FOR YOU WORK** - The GT5048 can be configured completely according to your wishes.
- 12. SOLID INVESTMENT** - The GT5048 is a solid investment because of its reliability and high productivity. Only the best components have been chosen and tested extensively before they were applied.



# TOP PERFORMANCE



## HIGH TRACTIVE FORCE AND SPEED

Whether transporting large quantities of loads or performing rough working activities, the telehandler has hydrostatic all-wheel drive with automotive steering through 8-ton axles and a heavy planetary final drive. This always provides enough grip, a lot of pulling force and a smooth movement.

## OWN SOFTWARE

TOBROCO-GIANT has developed the software of the GT5048 entirely in-house and ensures that all components work together optimally and perform well.

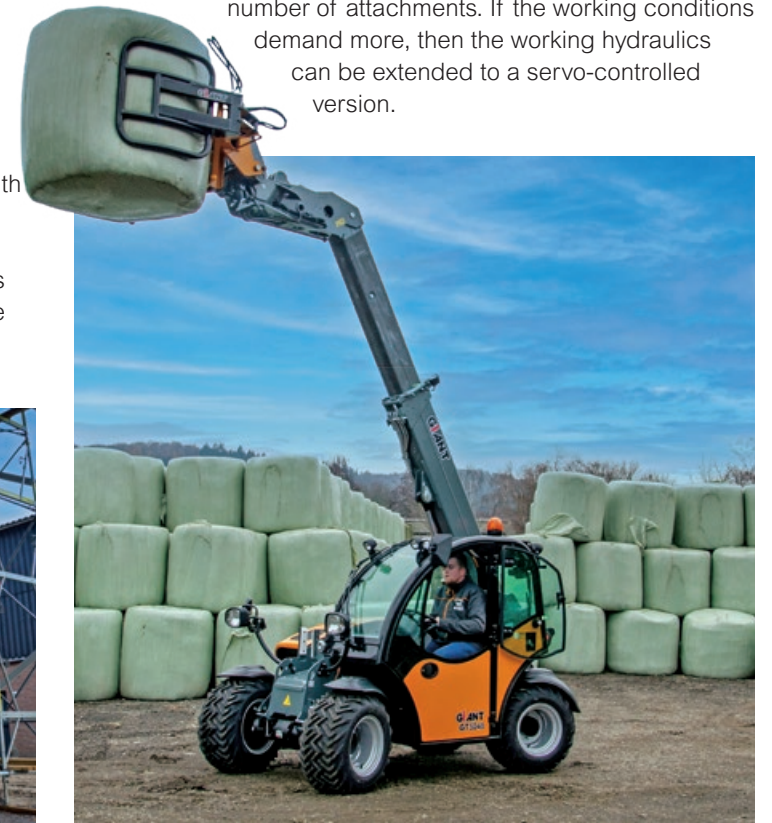
## POWERFUL ENGINE

The machines are driven by a powerful and reliable 36 kW / 50 hp diesel engine from Kubota. The engine is equipped with a catalytic converter (DOC) and soot filter (DPF) and meets the latest EU Stage V clean engine standards. The engine has a large displacement and high torque at low speed. This provides more pulling power at the bottom and a lower noise level.



## STRONG WORKING HYDRAULICS

The hydraulic system of the GT5048 is directly controlled via the joystick and is more than sufficient to drive a large number of attachments. If the working conditions demand more, then the working hydraulics can be extended to a servo-controlled version.



*“The GT5048 is built very solidly and robustly and therefore makes a reliable impression.” - Profi*





# COMPACT DESIGN



The GT5048 is designed to operate in small spaces and in rough terrain. Thanks to the four-wheel steering, the machine has a limited turning circle. This makes it easy to work with the machine in small spaces or even indoors. Optionally, the telehandler can be equipped with two wheel steering and a dog walk so that it can easily be moved sideways along a wall. Depending on the choice of tires, the machines have a width between 160 and 164 centimetres. The GT5048 has a height of 1,9 meters. Narrow and low passages are therefore no problem and the machines can be used inside as well.



## STABILITY AND VERSATILITY

The GT5048 is one of the most compact and versatile machines in its class as they are designed to maneuver in tight spaces and rough terrain. An independent agency has subjected the telehandler to an investigation in which the machine has been tested in accordance with the latest international safety requirements. During the extensive inspection, the design, use, stability, noise emissions, etc. were examined. This showed that the telehandler complies with EN ISO 12100 and the EN 1459 standard. EN ISO 12100 is an international standard for the safety of machinery (general) and the EN 1459 is a European standard for the safety and stability of rough terrain telehandlers.



*"I decided to buy the Tendo after seeing it on the Balmoral Show. The range of attachments, power and lifting capacity made this machine stand out from other brands."*

*Michael McMullan, Managing Director of FM Contracts Co Ltd from Castlewellan in Co Down*





# SAFETY AND COMFORT



## WORK SAFELY

Besides that, the safety roof and cabin are internationally ROPS/FOPS certified. All-round visibility gives the operator an excellent view on his work and allows safe and precise operation. The front window can even be equipped with a protective grid for extra protection.



## ELECTRONIC CONTROL

Information about coolant regeneration, etc., can be read from the dashboard so that the driver can always see these important data during work.

## 360° all-round visibility from the cabin



## PROTECTIVE GRID


If the work requires it, it is possible to equip the windscreen of the GIANT GT5048 with a protective grille. This way the machine is extra protected and durability is guaranteed.



## ATTACHMENTS

### 200+ attachments

Our attachments are developed entirely in-house so that they deliver the best results when working on our machines. TOBROCO-GIANT offers more than 200 different attachments so your machine can be used all year long. By choosing the right attachment it is possible to adjust your GIANT to working conditions for agricultural purposes, construction, material handling, private use and many other areas of application. Get every job done with just one machine!



#### HYDRAULIC QUICK COUPLER

The GT5048 is equipped with a hydraulic quick coupler as a standard. This makes it possible to change attachments safely and within seconds.

#### MOUNTING SYSTEMS

TOBROCO-GIANT offers a wide range of mounting systems, enabling you to use the attachment that you already have.



## SECTORS

### One machine for every job



INFRASTRUCTURE



AGRICULTURAL



CONSTRUCTION & DEMOLITION



EQUINE INDUSTRY



FORESTRY



GOVERNMENT & MUNICIPALITIES



MATERIAL HANDLING



NURSERIES



WINTER SERVICE



LANDSCAPING & GROUND CARE



TECHNICAL DATA

TYPE	GT5048
Service weight <sup>1</sup>	2.950 kg
Tipping load <sup>2</sup>	585 kg - 2.490 kg
SIZE AND SPEED	
Lifting height <sup>2</sup>	4.800 mm
Length without bucket	3.135 mm
Machine height <sup>3</sup>	1.900 mm
Width on standard types	1.600 mm
Standard tyres	10.00/75-15.3 AS
Travel speed	0-7 km/h 0-25 km/h (with automatic gear)
ENGINE	
Kubota D1803 CR DOC/DPF (STAGE V )	
Cylinders	3
Power	50HP / 36 kW
Type	Diesel
Fuel tank capacity	38 l
Oil capacity	75 l
POWERTRAIN	
Type	Hydrostatic 4 wheel drive
Transmission	Automotive control
Differential	Four-wheel steering
Final drive	8 tons axles, heavy planetary end drive
Pulling force	22.600 N
Driving hydraulics	84 ltr/min (450 bar)
Working hydraulics	51 ltr/min (230 bar)
Parking brake	Disk brakes

STANDARD MACHINE FEATURES

TYPE	GT5048
GIANT standard hydraulic quick change system	Std
ROPS/FOPS safety roof incl. windows (front and right side) and windscreen wiper (front)	Std
Mechanically suspended seat incl. safety belt, armrest and extended backrest	Std
1x Double acting hydraulic function on lifting arm, mechanical	Std
Transportlock	Std
Hose rupture protection	Std
Proportional Load Moment Protection (EN 15000)	Std
Working light (halogen) front, on lifting arm	Std
Battery, 77 Ah	Std
Main switch	Std
Anti-theft protection with access code (not certified)	Std
Shunt coupling	Std
Oil cooler	Std
Cyclone filter	Std

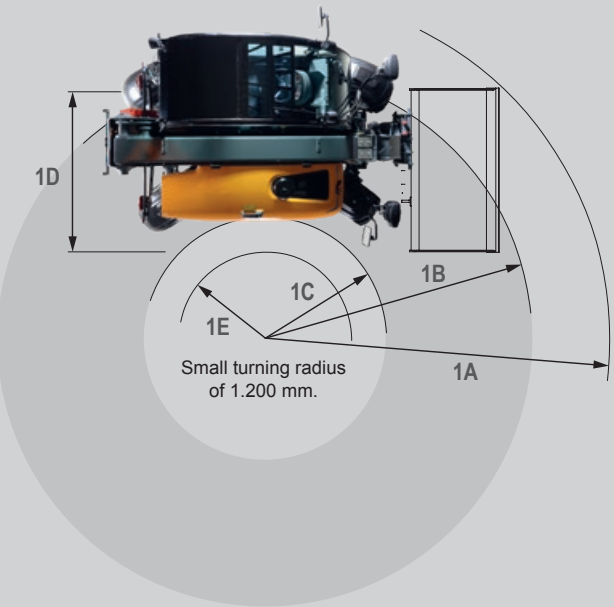
<sup>1</sup> Measured with earthbucket

<sup>2</sup> Measured with hinge point in straight position on standard tyres

<sup>3</sup> Measured on standard tyres with safety roof

MEASUREMENTS

	Unit	GT5048
A Wheelbase	mm	1.950
B Total length till hitch	mm	2.750
C Total length (without bucket)	mm	3.135
D Total length (with bucket)	mm	3.850
E Diameter standard tire	ø mm	780
F Operating Distance for J	mm	550
G Seat top height	mm	950
H Max. height with cabin	mm	1.970
I Height frontframe	mm	1.270
J Dumping height	mm	4.100
K Stacking height	mm	4.800
L Max. height pivot	mm	4.800
M Max. height with bucket	mm	4.500
N Rollback angle (on the ground)	°	45
O Rollback angle at max. lifting height	°	51
P Dumping angle (max.)	°	33
1A Maximum radius with bucket	mm	3.400
1B Radius at the outer edge	mm	2.700
1C Turning radius	mm	1.200
1D Min. machine width	mm	1.600
1E Inside turning radius	mm	900



TWO-WHEEL STEERING

Drive steady and steer accurately.



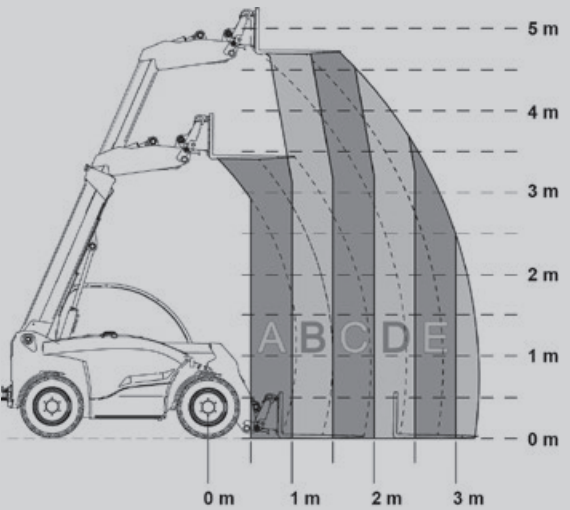
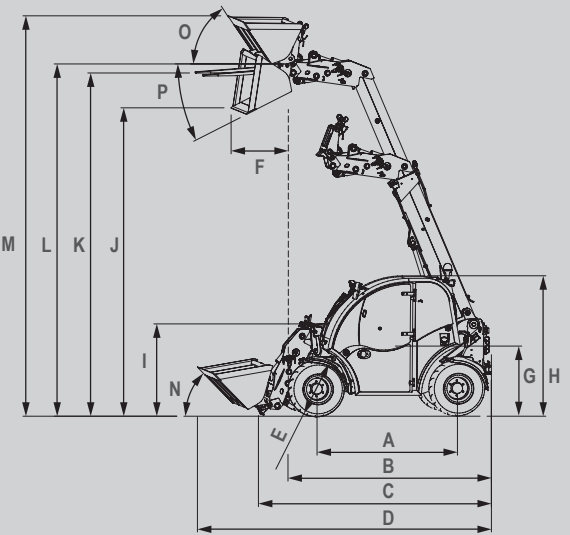
FOUR-WHEEL STEERING

Highly maneuverable in smaller areas due to the small turning radius.



CRAB STEER

Drive with extreme precision and increase your maneuvering options.



TIPPING LOADS

	Standard version	With counterweight (option)
A	2.490 kg	2.870 kg
B	1.670 kg	1.925 kg
C	1.255 kg	1.445 kg
D	700 kg	855 kg
E	585 kg	710 kg



AVAILABLE OPTIONS

DRIVETRAIN		GT5048
Hand throttle		O
CABIN		
ROPS/FOPS Cabin incl. windows, windscreen wiper, heating, radio and speakers, safety door (L), 2 side mirrors, 2 working lights front, 1 working light rear, interior decoration		O
DAB+ radio and speakers with Bluetooth and USB 2.0 connection		O
Air conditioning incl. reversible fan		O
Camera monitor system (2 camera's (1 on extendable section lifting arm, 1 rear camera), 7" TFT display)		O
Air suspended seat incl. safety belt, armrest and extended backrest		O
Protective grille front window		O
Cabin mat		O
Side mirrors		O
Mechanically suspended seat with seat heating (incl. safety belt, armrest and extended backrest)		O
Air suspended seat with seat heating (incl. safety belt, armrest and extended backrest)		O
HYDRAULIEK CONNECTIONS ON LIFTING ARM		
2x double acting hydraulic function (incl. standard function), mechanically controlled by 1 lever behind the joystick		O
1x double acting hydraulic function, electric/hydraulic controlled in joystick		O
2x double acting hydraulic function, electric/hydraulic controlled in joystick		O
2x double acting hydraulic function, electric/hydraulic controlled (proportional) in joystick		O
3x double acting hydraulic function, electric/hydraulic controlled (proportional in joystick		O
Single- or double-side hydraulic hold on additional function		O
Leak oil connection		O
Free hydraulic return		O
HYDRAULIEK CONNECTIONS AT THE BACK OF THE MACHINE		
1x double acting hydraulic function, mechanical		O
Leak oil connection		O
Free hydraulic return		O
Three point lifting mechanism (Cat. 2)		O
LIGHTING		
Flashing/warning light (halogen or LED)		O
Traffic lights (halogen or LED)		O
License plate holder with illumination (only possible in combination with traffic lights)		O
ELECTRICS		
Switched 12 Volt socket, 3-pin (max.2). Possible on lifting arm, at the back of machine or in cabin		O
13-pin trailer socket to the back (only possible in combination with traffic lights)		O
Battery, 100 Ah		O
Engine heater (Coolant). 110V or 220 V		O
OTHER OPTIONS		
Machine sprayed in RAL company colour		O
Reversible fan		O
Two-wheel, four-wheel and crab steering		O
100% electrical differential lock on front axle (speed dependent switchable on/off)		O
Back-up (acoustic)		O
Jump start		O
Towing hook		O
Combination towing hook (towing hook + tow ball)		O
Counterweight (170 kg) with integrated towing hook		O
Counterweight (170 kg) with integrated towing hook + tow ball		O
Different hitch		O
Road specification (ask you dealer for details)		O
Panolin HLP Synth 46 biodegradable hydraulic fluid		O

MAINTENANCE & SERVICE

MAINTENANCE



Performing maintenance to the GT5048 is no problem at all because the service points are easy to reach. Filters, hydraulic system and engine can be freely accessed via the easy-to-open bonnet, tilting cab or other service panels. This ensures that daily checks and maintenance can be carried out quickly and in a safe manner.

GENUINE GIANT PARTS



The usage of genuine GIANT parts ensures reliable, efficient and safe operation of your machine. We only use the best quality components and test them severely before we introduce a new model. All these parts are vital for the best possible performance and minimising downtime. Keeping your GIANT 100% original saves money for the owner because of reduced maintenance costs and results in a higher resale value once the machine is resold.

SERVICE & SUPPORT



At TOBROCO-GIANT we offer support, service and high quality parts to protect the investment that you have made in GIANT machinery. Together with our dealers we are available to make sure that your machine performs in the best possible way. This increases your productivity and will result in an even better return on your investment.

TRAINING



At TOBROCO-GIANT we know all the details about our machines. That is why we offer an extensive training program to our dealers. Not only on the newest features or attachments, but also on how to service a machine to the highest standards.





Quality - Growth - Innovation - Integrity -  
Customer Oriented - Enterprising

*“Developed in  
The Netherlands, built for  
the world”*



Within 25 years, TOBROCO-GIANT has grown into a global player in compact machines with one of the broadest portfolios in the industry. The wide range of implements ensures that all work can be carried out with one machine. This means that GIANT machines can be used all year round for all kinds of work.

In a modern factory in the Netherlands, machines and attachments are developed and produced in-house. By using the most modern technology, ensuring continuous innovation and applying the best components from Kubota, Bosch Rexroth and Comer, GIANT machines and attachments are produced with the greatest care and quality.

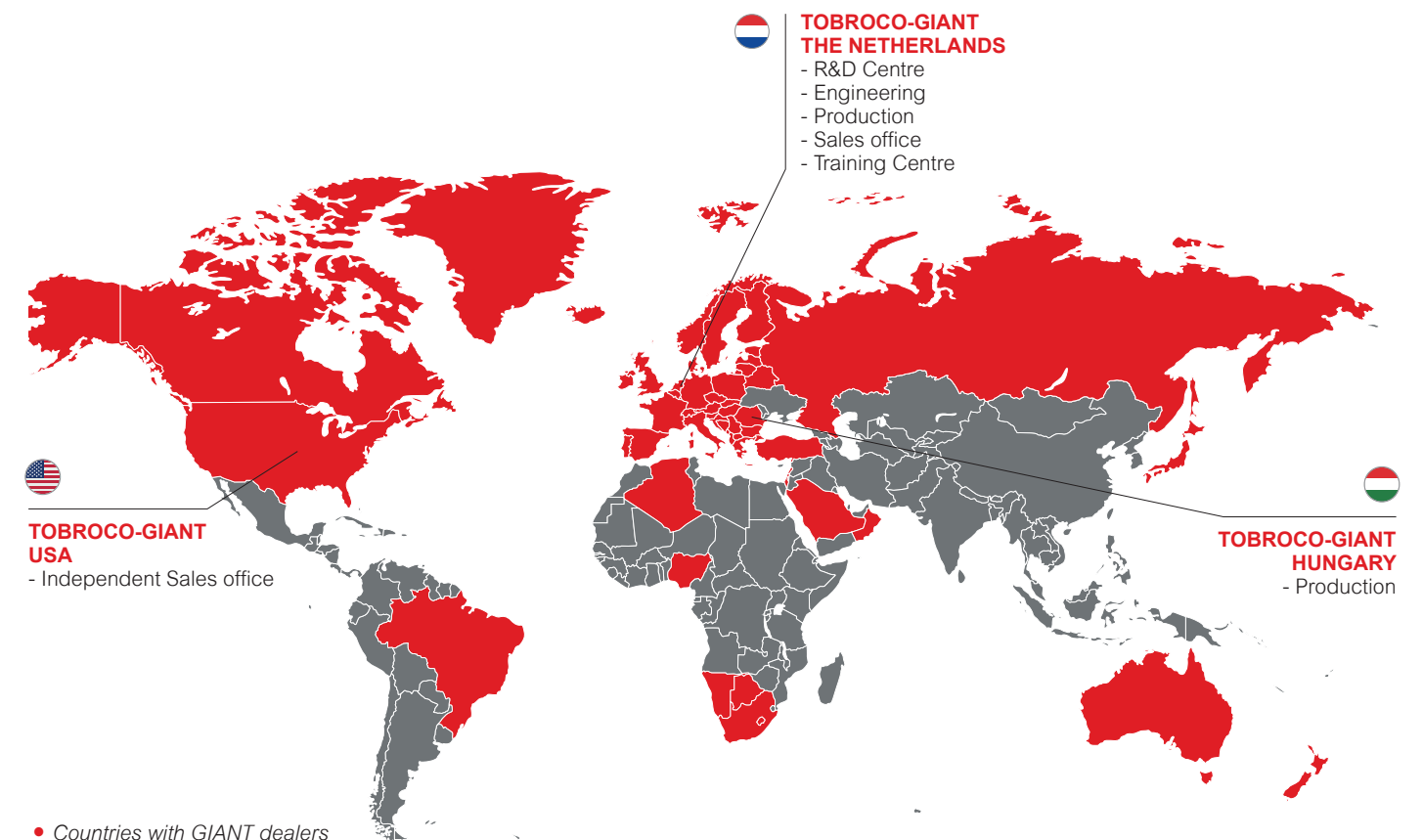


Every day, the team of more than 450 employees in the Netherlands, Hungary and America focuses with passion and enthusiasm on complete customer satisfaction.

## THE FUTURE IS ELECTRIC

The demand for compact electrical equipment is an unstoppable trend. With Jungheinrich, TOBROCO-GIANT has found a global and reliable partner with expertise when it comes to developing electrical machines. Everything is aimed at developing an electric version of each GIANT along to the diesel version in the long term.

## DEALER NETWORK

With a large network of dedicated dealers we like to be close to our customers to provide the machines, service and parts that you demand. All dealers are supported by a team of experts from the head office of TOBROCO-GIANT in Oisterwijk, The Netherlands.





# ALL MODELS

TOBROCO-GIANT has been manufacturing high-quality GIANT machines and attachments since 1996 when we opened our first factory in The Netherlands. Today, TOBROCO-GIANT offers one of the broadest product portfolios in the business with 35 different models sold in 60 countries. TOBROCO-GIANT supplies machines with service weight from 750 kg until 6.000 kg with engines from 20 hp up to 76 hp for the worldwide machine market. Which machine will you choose?



**SK212G  
SK202D  
SK252D**



**G1100  
G1200**



**G1100 TELE  
G1200 TELE**



**G1500  
G1500 X-TRA**



**G2200 (X-TRA)  
G2200 (X-TRA) HD  
G2200 (X-TRA) HD+**



**G2200E  
G2200E X-TRA**



**G2300 HD  
G2300 X-TRA HD**



**G2500 HD  
G2500 X-TRA HD**



**G2700 (X-TRA) HD  
G2700 (X-TRA) HD+**



**G3500  
G3500 X-TRA  
G3500 TELE**



**G5000  
G5000 X-TRA  
G5000 TELE**



**GT5048**

**Electric**



**GIANT**  
BY TOBROCO

**TOBROCO-GIANT**

Industrielaan 2

5061 KC Oisterwijk (The Netherlands)

Tel.: +31 (0)13-5211212

Fax: +31 (0)13-5234045

Internet: [www.tobroco-giant.com](http://www.tobroco-giant.com)

E-Mail: [info@tobroco-giant.com](mailto:info@tobroco-giant.com)



**CONNECT WITH US**

All technical data in this brochure refer to under Central European operating conditions tested series models and describe the standard functions. Specifications and their modes of operation, as well as accessories, depend on the model and the options of the product, as well as country-specific regulations in the country of sale. Images may show non-listed or non-standard available products. The descriptions, illustrations, weights and technical data are not binding and are in accordance with the state of the art at the time of going to press. Changes in the design, equipment, optics and technology are due to the continuous development of its products without prior notice. Do you need special functions which are only available through the use of additional components and / or under special circumstances, please contact us! We will be happy to answer your questions and let you know whether and under what conditions regarding the product and the environmental conditions special functions are realizable. When doubts about the capacity or the performance of our products under special circumstances, we recommend to perform under controlled conditions. Testing activities despite the utmost care, we cannot rule out deviations from illustrations or dimensions, calculation errors, misprints or omissions in this brochure. We therefore accept no liability for the correctness and completeness of the information contained in this brochure. As part of our General Terms and Conditions, we guarantee the proper functioning of our products. Furthermore Linear guarantees we provide in principle. A further liability than outlined in our Terms and Conditions is excluded.

Article number and version number:  
P00135048EN V121

