



WEED-MASTER





Rotors



The result



Wheels with height adjustment








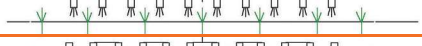


Highlights WEED-MASTER

- Many applications for mechanical weed control
- Suitable for all soil types
- Rotating weed blades pull weeds out of the ground
- No regrowth of weeds
- The soil is pulled open, resulting in good aeration
- Easy to adjust
- Light soil covering of crops possible
- Hydraulic operation as standard
- Mechanical drive possible (option)
- Modular construction allows various row distances



Weed-Master 3500

Dimensions and weights

Type					Rotor Crop
2SWM2000	2x75cm/2x30"	2	1	650	
3SWM2000	3x50cm/3x20"	2	1	725	
4SWM3500	4x75cm/4x30"	2	2	950	
5SWM3500	5x60cm/5x24"	2	2	1000	
6SWM3500	6x50cm/6x20"	2	2	1050	
6SWM5000	6x75cm/6x30"	4	3	1250	

Illustrations, dimensions and weights may be altered without prior notice.