



COMPACT DESIGN
BIG PERFORMANCE

EN

G5000

Z-BAR / X-TRA / TELE



GIANT[®]
BY TOBROCO

WWW.TOBROCO-GIANT.COM



G5000

Z-BAR / X-TRA / TELE



Compact design,
big in performance



DISTINCTIVE POWER

Like all GIANT machines the G5000 models will distinguish themselves due to a high tipping load compared to their own weight. Equipped with a powerful, 75 hp diesel engine, hydrostatic 4-wheel drive with automotive control and 100% switchable lock on both axles, the machines will always have enough grip, a lot of pulling force and ensure smooth movements.

The G5000 models are a solid investment because of their reliability and high productivity. Only the best components have been chosen and tested extensively before they were applied to the G5000 series. TOBROCO-GIANT works closely with quality suppliers like Bosch Rexroth, Comer, Kubota and Hydac during the development of new machines.

With the introduction of the G5000 TOBROCO-GIANT will be active in the 5.0 tonnes class for the first time. The compact and manoeuvrable G5000 machines will become the benchmark for productivity, comfort and reliability. When dealing with work for agricultural purposes, construction & demolition, infrastructure or other areas of application. The G5000 is ready for every job because of the different configurations.

TYPES	G5000 Z-BAR	G5000 X-TRA	G5000 TELE
Service weight ¹	5.200 kg	5.100 kg	5.200 kg
Lifting capacity	2.800 kg	3.100 kg	See graph (page 15)
Tipping load	3.507 kg	4.694 kg	See graph (page 15)
Lifting height	3.500 mm	2.850 mm	4.350 mm
Length without bucket	4.165 mm	4.162 mm	4.454 mm
Width from	1.460 mm	1.460 mm	1.460 mm
Machine height	2.523 mm	2.523 mm	2.523 mm

¹ Measured with cabin, driver, full fuel tank and earthbucket.

STRONG PROPERTIES



- 1. WORKING COMFORTABLY** - A comfortable working environment has been created in the cabin, therefore long working days are no problem. The steering column is fully adjustable and all necessary information can easily be read from a central display.
- 2. WORK SAFELY** - The cabine and safety roof are ROPS/FOPS certified on international standard. The use of narrow styles and skylight gives the operator all-round visibility and an excellent view on his work to allow safe and precise operation.
- 3. EASY SERVICE** - Daily checks and maintenance can be carried out quickly and in a safe manner because service points are easily accessible.
- 4. POWERFUL PERFORMANCE** - The machines are driven by a powerful, 75 hp Kubota engine that is equipped with a catalytic converter (DOC) and soot filter (DPF) and meets the latest EU Stage V standards for clean engines.
- 5. COMPACT DESIGN** - The compact dimensions ensure that the machines can operate in small spaces and even can be used indoors.
- 6. MANOEUVRABILITY AND STABILITY** - The articulated pendulum joint provides manoeuvrability and stability. Unevenness's are absorbed without any compromise to the performance. It is possible to equip the machine optionally with the patented Stabilo system for extra productivity.

- 7. PRODUCTIVITY** - The hydrostatic 4-wheel drive with automotive control (Rexroth) and 100% switchable lock on both 16-tons axles always provides enough grip, a lot of pulling force and ensures smooth movements.
- 8. VERSATILITY** - Simply change the attachment and adjust the machine to your working conditions.
- 9. HYDRAULIC POSSIBILITIES** - The working hydraulics can be extended with additional double-acting functions (proportional) and an electrically switchable tandem pump. A High Flow version is also available, which can deliver 135 l/min (150 bar) to the chosen attachment.
- 10. SPEED** - Optionally, the driving speed can be increased to 35 km/h. Extra pulling force is provided by a two-speed gearbox.
- 11. CHOOSE THE MACHINE FOR YOUR WORK** - The G5000 can be configured completely according to your wishes. Depending on your work you choose a Z-bar, X-TRA or TELE version with matching options.
- 12. SOLID INVESTMENT** - The G5000 is a solid investment because of its reliability and high productivity. Only the best components have been chosen and tested extensively before they were applied.

TOP PERFORMANCE

“The GIANT plays an important role in our company because of its enormous lifting capacity, strength and manoeuvrability.”

David Ward, Müncher Recycling GmbH



HIGH TRACTIVE FORCE AND SPEED

Whether transporting large quantities of loads or performing rough working activities, the hydrostatic 4-wheel drive with automotive control and 100% switchable lock on both 16-tons axles always provides enough grip, a lot of pulling force a smooth movement.



POWERFUL ENGINE

The machines are driven by a powerful and reliable 55 kW / 75 hp diesel engine from Kubota. The engine is equipped with a catalytic converter (DOC) and soot filter (DPF) and meets the latest EU Stage V clean engine standards.



STRONG WORKING HYDRAULICS

The hydraulic system of the G5000 models is directly controlled via the joystick and is with 78 l/min (250 bar) more than sufficient to drive a large number of attachments. If the working conditions demand more, then the working hydraulics can be extended with additional double-acting functions (proportional) and an electrically switchable tandem pump.

“The G5000 is a bull’s eye. Despite its compact size, the machine is incredibly powerful. At the same time, the model remains extremely manoeuvrable.”

Mark Fouhy (New Zealand)



ONLY THE BEST COMPONENTS

GIANT machines are a solid investment because of their reliability and high productivity. Only the best components have been chosen and tested extensively before they were applied to the G5000 series. TOBROCO-GIANT works closely with quality suppliers like Bosch Rexroth, Comer, Kubota and Hydac.

COMPACT DESIGN



The G5000 models are designed to operate in small spaces and on rough terrain. This is not only ensured by the low weight and compact dimensions: the articulated pendulum joint gives the machines a small turning circle and makes them extremely manoeuvrable. This ensures that work can be done very accurately.

Depending on the choice of tires, the machines have a width between 146 and 195 centimetres. The height varies between 2.5 and 2.6 meters, depending on the choice for a safety roof or cabin. Therefore, narrow and low passages are no problem and the machines can be used inside as well.



STABILITY AND MANOEUVRABILITY

The articulated pendulum joint provides the G5000 a lot of stability and manoeuvrability. The system ensures that all four wheels remain always on the ground, even when working on uneven terrain. This allows the driver to work safely while having sufficient traction all the time.

“The G5000 meets all of our expectations. The machine performs heavy work without any problems and remains stable at all times.”


Thomas Madsen, dairy farmer

CHOOSE THE RIGHT MACHINE FOR YOUR WORK

The G5000 is available in three versions, where the robust front frames differ from each other. A version with Z-kinematics is available for activities such as loading and unloading. This Z-BAR ensures a high breakout force and excellent loading heights. A version with telescopic arm is available for work at height. The G5000 TELE has a maximum lifting height of 4.35 meters for fast and efficient loading and lifting. The X-TRA model is equipped with a lower front frame and specifically developed for extremely heavy work and work within construction and earthmoving.



G5000 X-TRA



STABILO-SYSTEM

For extra productivity it is possible to equip the machines with the patented Stabilo system or boom suspension. Both options provide extra safety and comfort because all unevenness are absorbed without any compromise to the performance.



G5000 Z-BAR

SAFETY AND COMFORT



In the cabin, a comfortable working environment has been created so long working days are no problem. The steering column is fully adjustable and all necessary information can be read from a central display. While using the joystick, the operator can rest his arm on an ergonomically shaped armrest. All key functions are close to the joystick so that they can be operated without effort.



WORK SAFELY

The machines are equipped with a safety roof as standard and this can optionally be extended to a full-option cabin. The cabins of the G5000 machines have been extensively tested on safety by an independent authority and are internationally ROPS/FOPS certified. All-round visibility gives the operator an excellent view on his working area and allows safe and precise operation.

ELECTRONIC CONTROL

Information about coolant, regeneration, etc., can be read from the dashboard so that the driver can always see these important data during work.


360° all-round visibility from the cabin



ATTACHMENTS

500+ attachments

Our attachments are developed entirely in-house so that they deliver the best results when working on our machines. TOBROCO-GIANT offers more than 500 different attachments so your machine can be used all year long. By choosing the right attachment it is possible to adjust your GIANT to working conditions for agricultural purposes, construction, material handling, private use and many other areas of application. Get every job done with just one machine!



HYDRAULIC QUICK COUPLER

The G5000 models are equipped with a hydraulic quick coupler as a standard. This makes it possible to change attachments safely and within seconds.


MOUNTING SYSTEMS

TOBROCO-GIANT offers a wide range of mounting systems, enabling you to use the attachment that you already have.



SECTORS

One machine for every job



SPECIFICATIONS

TECHNICAL DATA

TYPE	G5000 Z-BAR	G5000 X-TRA	G5000 TELE
Service weight ¹	5.200 kg	5.100 kg	5.200 kg
Lifting capacity	2.800 kg	3.100 kg	See graph
Tipping load ²	3.507 kg	4.694 kg	See graph
SIZE AND SPEED			
Lifting height ²	3.500 mm	2.850 mm	4.350 mm
Length without bucket	4.165 mm	4.162 mm	4.454 mm
Machine height ³	2.523 mm	2.523 mm	2.523 mm
Width on standard tyres	1.460 mm	1.460 mm	1.460 mm
Standard tyres	11.5/80-15.3 AS		
Travel speed (depending on country choice and road specification)	0-10 km/h, 0-20 km/h (with automatic gear) Optional 0-35 km/h		
ENGINE			
	Kubota V3307-CR-TE (Stage V) with DOC and DPF		
Cylinders	4		
Power	75 HP / 55 kW		
Type	Turbo Diesel		
Fuel tank capacity	77 l		
Oil capacity	80 l		
POWERTRAIN			
Type	Hydrostatic 4 wheel drive		
Transmission	Automotive control		
Differential	100% electrical differential lock on both axles		
Final drive	16 tons axles with heavy planetary end drive		
Pulling force standard	39.000 N		
Pulling force 2 speed	60.000 N		
Driving hydraulics	145 ltr/min (480 bar)		
Working hydraulics	78 ltr/min (250 bar)		
Parking brake	Hydraulic multidisc brake SAHR		

STANDARD MACHINE FEATURES

LIFTING ARM	Z-BAR	X-TRA	Telescopic
GIANT hydraulic quick change system	Std	Std	Std
ROPS/FOPS safety roof incl. rear window and safety doors (L+R)	Std	Std	Std
Air suspended seat incl. safety belt, armrest and extended backrest	Std	Std	Std
1x Double acting hydraulic function on lifting arm, mechanical	Std	Std	Std
Modular cylinder option (MCO)	O	O	Std
Transport securing device	O	O	Std
Hose rupture protection on lift cylinder	O	O	Std
Floating position on lifting cylinder(s)	Std	Std	O
Hydraulic servicebrake on 4 wheels	Std	Std	Std
Working light (halogen) front, on lifting arm	Std	Std	Std
Main switch	Std	Std	Std
Anti-theft protection with access code (not certified)	Std	Std	Std
Tow coupling	Std	Std	Std
Counterweight integrated into the bumper	Std	Std	Std
Cyclone filter	Std	Std	Std
Oil cooler	Std	Std	Std

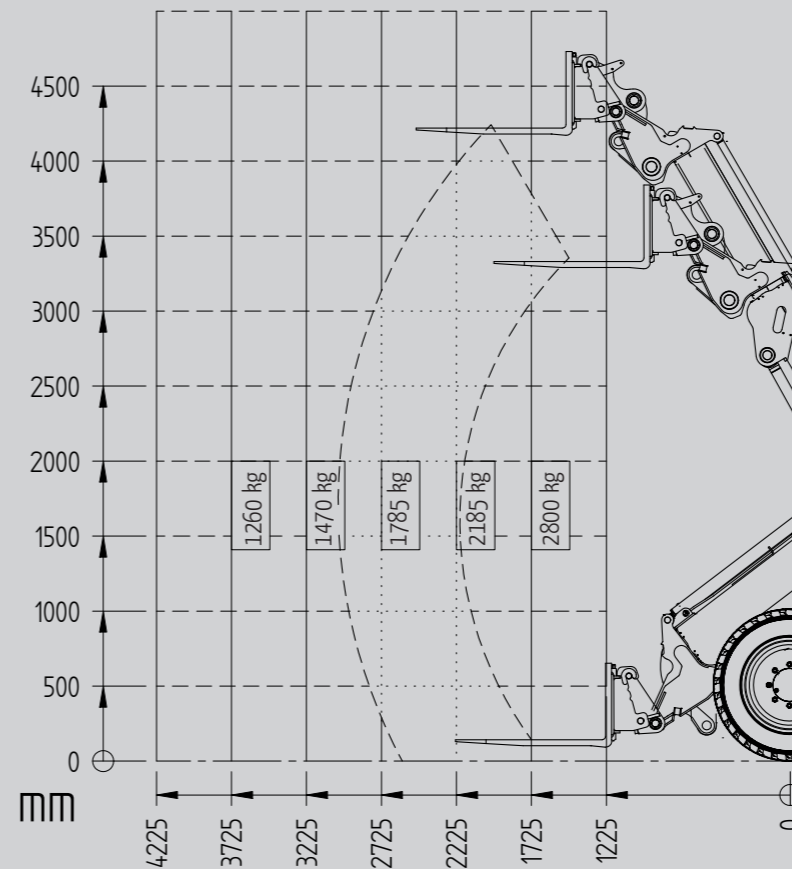
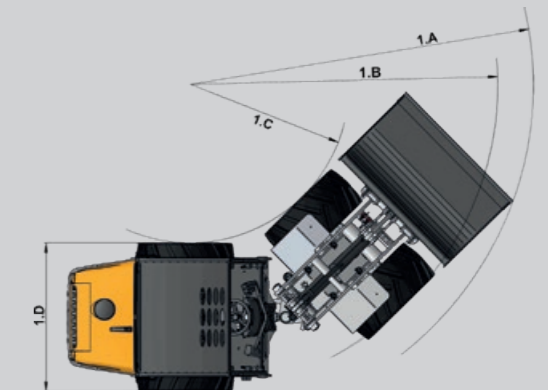
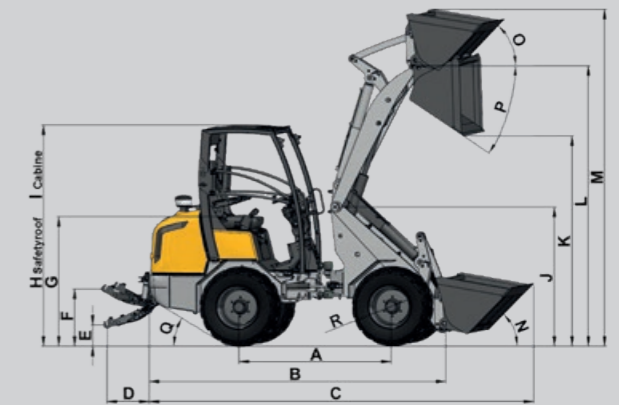
¹ Measured with cabin, driver, full fuel tank and earthbucket

² Measured with hinge point in straight position on standard tyres

³ Measured on standard tyres with safety roof


MEASUREMENTS

	Unit	G5000 Z-BAR	G5000 X-TRA	G5000 TELE
A Wheelbase	mm	2.044	2.044	2.044
B Total length	mm	4.165	4.162	4.454
C Length with bucket	mm	5.002	4.993	5.310
D Length 3 point hitch	mm	707	707	707
E 3 Point hitch in lowest position	mm	198	198	198
F 3 Point hitch in highest position	mm	700	700	700
G Seat height	mm	1.600	1.600	1.600
H Max. height with safety roof	mm	2.523	2.523	2.523
I Max. height with cabin	mm	2.523	2.523	2.523
J Height front frame	mm	1.838	1.772	1.906
K Max. dumping height	mm	2.551	1.919	3.400
L Lifting height	mm	3.500	2.850	4.350
M Height with bucket	mm	4.250	3.600	5.100
N Rollback angle on the ground	degrees	45	45	41
O Rollback angle at max. lift height	degrees	54	43	-
P Max. angle for bucket emptying	degrees	46	46	41
Q Drive-up angle	degrees	29	29	29
R Outer size of tires	ø mm	1.050	1.050	1.050
1A Turning radius with bucket	mm	3.589	3.589	3.738
1B Turning radius on outer edge	mm	3.190	3.190	3.190
1C Inner turning radius	mm	1.745	1.745	1.745
1D Width on standard tyres	mm	1.460	1.460	1.460



Measured with GIANT hitch, The above values may deviate for other types of hitches.

TIPPING LOADS



	Z-BAR	X-TRA
S	3.507 kg	4.694 kg
T	3.372 kg	4.044 kg
U	2.578 kg	3.010 kg
V	2.087 kg	2.397 kg
W	4.786 kg	5.096 kg
X	3.330 kg	3.546 kg
Y	2.465 kg	2.625 kg

AVAILABLE OPTIONS

	G5000 Z-BAR	G5000 X-TRA	G5000 TELE
CABINE			
ROPS/FOPS safety roof deluxe incl. front and rear window, windscreen wiper front and rear, safety doors, 2 side mirrors, 2 working lights (halogen) front and 2 rear	0	0	0
Glass doors, set (L+R), only possible in combination with ROPS/FOPS safetyroof deluxe	0	0	0
Heating (only possible in combination with glass doors set)	0	0	0
ROPS/FOPS Cabin incl. heating, FM/AM radio and speakers, sun blind, 2 side mirrors, 2 working lights (halogen) front and 2 rear	0	0	0
FM/AM radio and speakers	0	0	0
DAB+ radio and speakers (Bluetooth and USB 2.0 connection)	0	0	0
Airco (only possible in combination with ROPS/FOPS Cabin)	0	0	0
Cabin mat	0	0	0
Interior mirror	0	0	0
Side mirrors (L+R)	0	0	0
Side mirrors Large (L+R)	0	0	0
HYDRAULIC CONNECTIONS ON LIFTING ARM			
Hose rupture protection on lift and top cylinder + transport securing device (floating position expires)	0	0	Std
Hose rupture protection on lift and top cylinder + floating position + transport securing device	0	0	0
Transport securing device	0	0	0
1x double acting hydraulic function, proportional in joystick with memory function	0	0	0
1x extra double acting hydraulic function, mechanical	0	0	0
1x extra double acting hydraulic function, proportional in joystick with memory function	0	0	0
2x extra double acting hydraulic function, proportional in joystick with memory function	0	0	0
1x extra double acting hydraulic function, mechanical + 1x extra double acting hydraulic function, proportional in joystick	0	0	0
Electrically switchable tandem pump 58 ltr/min (150 bar) (1x extra single acting hydraulic function + free return)	0	0	0
Electrically switchable tandem pump High Flow 135 ltr/min (150 bar) (1x extra single acting hydraulic function + free return)	0	0	0
Single-side or double-side hydraulic hold on additional function	0	0	0
Leak oil connection	0	0	0
Free hydraulic return	0	0	0
HYDRAULIC CONNECTIONS AT THE BACK			
1x extra double acting hydraulic function, mechanical 80 ltr/min 250 bar	0	0	0
1x extra double acting hydraulic function, proportional in joystick with memory function 80 ltr/min 250 bar	0	0	0
Leak oil connection	0	0	0
Free hydraulic return	0	0	0
Three point lifting mechanism (Cat. 2)	0	0	0
ELECTRICAL / LIGHTING			
Switched 12 Volt socket, 3-pin (max. 2), possible on lifting arm or in cabin	0	0	0
13-pin trailer socket to the back (only possible in combination with traffic lights)	0	0	0
Additional working light (halogen or LED) front, on lifting arm	0	0	0
Additional working light (halogen or LED) front, on safetyroof (max. 2)	0	0	0
Additional working light (halogen or LED) rear, on safetyroof (max. 2)	0	0	0
Flashing/warning light (halogen or LED) on safetyroof (max. 2)	0	0	0
2x Flashers (LED) front + 2x Flashers (LED) rear	0	0	0
Traffic lights (halogen or LED)	0	0	0
Licence plate holder with illumination, only possible in combination with traffic lights (halogen or LED)	0	0	0
OTHER OPTIONS			
Machine sprayed in RAL company colour	0	0	0
Hand throttle	0	0	0
Hand throttle EPC	0	0	0
Pro-inching EPC	0	0	0
STABILO system (Patented)	0	0	0
Back-up alarm (acoustic)	0	0	0
Higher driving speed up to 35 km/h and extra pulling force through 2 gears and gearbox	0	0	0
Secondary braking system	0	0	0
Different hitch	0	0	0
Boom suspension	0	0	0
Tool kit	0	0	0
Parallel indicator on tilt cylinder	0	0	-
Document box	0	0	0
Panolin HLP Synth 46 biodegradable hydraulic fluid	0	0	0
Shunt coupling (standard) + Tow ball	0	0	0
Towing hitch, manually	0	0	0
Towing hitch, automatic	0	0	0
Towing hitch, automatic + Tow ball	0	0	0
Counterweight (275 kg) under machine	0	0	0
Road specification (ask your dealer for details)	0	0	0

MAINTENANCE & SERVICE

MAINTENANCE



Performing maintenance to the G5000 is no problem at all because the service points are easy to reach. Filters, hydraulic system and engine can be freely accessed via the easy-to-open bonnet, tilting cab or other service panels. This ensures that daily checks and maintenance can be carried out quickly and in a safe manner.

GENUINE GIANT PARTS



The usage of genuine GIANT parts ensures reliable, efficient and safe operation of your machine. We only use the best quality components and test them severely before we introduce a new model. All these parts are vital for the best possible performance and minimising downtime. Keeping your GIANT 100% original saves money for the owner because of reduced maintenance costs and results in a higher resale value once the machine is resold.

SERVICE & SUPPORT



At TOBROCO-GIANT we offer support, service and high quality parts to protect the investment that you have made in GIANT machinery. Together with our dealers we are available to make sure that your machine performs in the best possible way. This increases your productivity and will result in an even better return on your investment.

TRAINING



At TOBROCO-GIANT we know all the details about our machines. That is why we offer an extensive training program to our dealers. Not only on the newest features or attachments, but also on how to service a machine to the highest standards.



Quality - Growth - Innovation - Integrity -
Customer Oriented - Enterprising

*“Developed in
The Netherlands, built for
the world”*



Within 25 years, TOBROCO-GIANT has grown into a global player in compact machines with one of the broadest portfolios in the industry. The wide range of implements ensures that all work can be carried out with one machine. This means that GIANT machines can be used all year round for all kinds of work.

In a modern factory in the Netherlands, machines and attachments are developed and produced in-house. By using the most modern technology, ensuring continuous innovation and applying the best components from Kubota, Bosch Rexroth and Comer, GIANT machines and attachments are produced with the greatest care and quality.

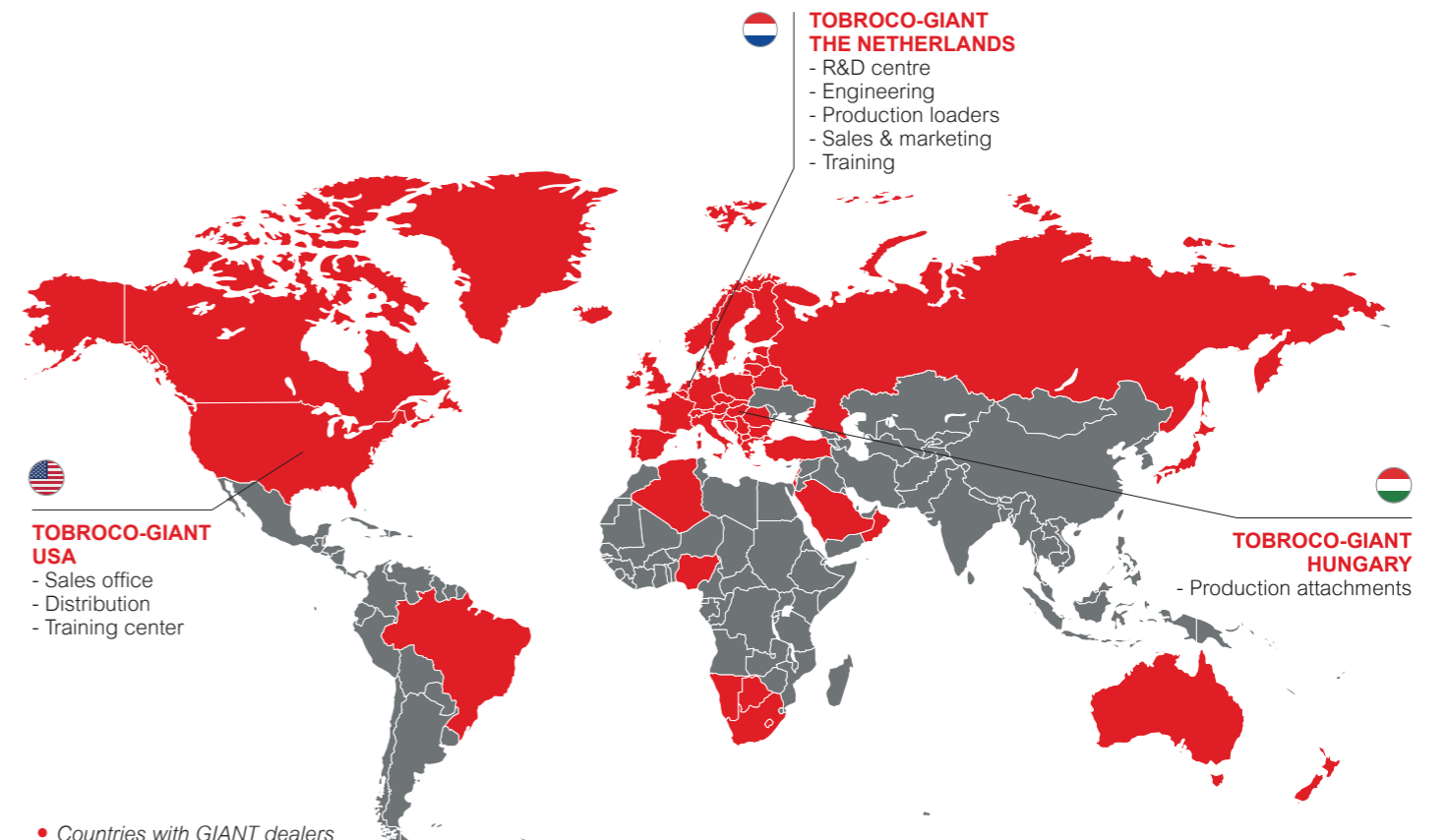

Every day, the team of more than 500 employees in the Netherlands, Hungary and America focuses with passion and enthusiasm on complete customer satisfaction.

THE FUTURE IS ELECTRIC

The demand for compact electrical equipment is an unstoppable trend. With Jungheinrich, TOBROCO-GIANT has found a global and reliable partner with expertise when it comes to developing electrical machines. Everything is aimed at developing an electric version of each GIANT along to the diesel version in the long term.

DEALER NETWORK

With a large network of dedicated dealers we like to be close to our customers to provide the machines, service and parts that you demand. All dealers are supported by a team of experts from the head office of TOBROCO-GIANT in Oisterwijk, The Netherlands.



ALL MODELS

TOBROCO-GIANT has been manufacturing high-quality GIANT machines and attachments since 1996 when we opened our first factory in The Netherlands. Today, TOBROCO-GIANT offers one of the broadest product portfolios in the business with 35 different models sold in 60 countries. In addition to machines with motors from 20 hp to 76 hp, TOBROCO-GIANT also supplies electrical machines and a complete line of compaction machines. TOBROCO-GIANT grows into a full-liner in compact and durable equipment.



SK212G
SK202D
SK252D



G1100 (TELE)
G1200 (TELE)



G1500 (X-TRA)



G2200E (X-TRA) 




G2300 (X-TRA) HD



G2500 (X-TRA) HD



G2700 (X-TRA) HD
G2700 (X-TRA) HD+
G2700E (X-TRA) 



G3500 (X-TRA / TELE)



G5000 (X-TRA / TELE)



GT5048



VIBRATORY PLATES
E-VIBRATORY PLATES 



VIBRATORY RAMMERS
E-VIBRATORY RAMMERS 



REVERSIBLE VIBRATORY PLATES
E-REVERSIBLE VIBRATORY PLATES 

 Electric



GIANT[®]
BY TOBROCO

TOBROCO-GIANT

Sprendlingenstraat 57, 5061 KM Oisterwijk (The Netherlands)

Tel.: +31 (0)13-5211212 | Fax: +31 (0)13-5234045

Internet: www.tobroco-giant.com | E-Mail: info@tobroco-giant.com



CONNECT WITH US

All technical data in this brochure refer to under Central European operating conditions tested series models and describe the standard functions. Specifications and their modes of operation, as well as accessories, depend on the model and the options of the product, as well as country-specific regulations in the country of sale. Images may show non-listed or non-standard available products. The descriptions, illustrations, weights and technical data are not binding and are in accordance with the state of the art at the time of going to press. Changes in the design, equipment, optics and technology are due to the continuous development of its products without prior notice. Do you need special functions which are only available through the use of additional components and / or under special circumstances, please contact us! We will be happy to answer your questions and let you know whether and under what conditions regarding the product and the environmental conditions special functions are realizable. When doubts about the capacity or the performance of our products under special circumstances, we recommend to perform under controlled conditions. Testing activities despite the utmost care, we cannot rule out deviations from illustrations or dimensions, calculation errors, misprints or omissions in this brochure. We therefore accept no liability for the correctness and completeness of the information contained in this brochure. As part of our General Terms and Conditions, we guarantee the proper functioning of our products. Furthermore Linear guarantees we provide in principle. A further liability than outlined in our Terms and Conditions is excluded.

