



COMPACT DESIGN
BIG IN PERFORMANCE

G3500

Z-BAR / X-TRA / TELE

EN




GIANT[®]
BY TOBROCO

WWW.TOBROCO-GIANT.COM



G3500

Z-BAR / X-TRA / TELE



Compact design,
big in performance



Developed as powerful and reliable machines, the G3500 models are ready to work in many sectors. These compact and versatile machines can be used in construction and demolition, at nurseries, municipalities, gardeners and for agricultural applications. Users are offered a comfortable and safe working environment with good visibility which leads to efficient execution of the working activities.



DISTINCTIVE POWER

Like all GIANT machines, the G3500 models will distinguish themselves by a high tipping load compared to their own weight. Combined with a powerful, 66 hp diesel engine, hydrostatic 4-wheel drive with automotive control and 100% switchable locking on both 14-ton axles. Due to a powerful locking on both 14-ton axles, significant performance is ensured.

TOBROCO-GIANT has developed the G3500 models entirely in-house. Only the best components have been chosen and tested extensively before they were applied to the G3500 series. TOBROCO-GIANT works closely with quality suppliers like Bosch Rexroth, Comer, Kubota and Hydac during the development of new machines. For high reliability and maximum use of the machines, all components are extensively tested under harsh conditions. This results in proven reliability, low consumption costs and a high residual value.



TYPES	G3500 Z-BAR	G3500 X-TRA	G3500 TELE
Service weight ¹	3.800 kg	3.700 kg	4.000 kg
Lifting capacity	2.800 kg	3.225 kg	See graph (page 15)
Tipping load	2.875 kg	3.260 kg	See graph (page 15)
Lifting height	3.292 mm	2.703 mm	4.312 mm
Length without bucket	3.860 mm	3.760 mm	4.067 mm
Width	1.340 mm	1.340 mm	1.340 mm
Machine height	2.270 mm	2.270 mm	2.270 mm

¹ Measured with cabin, driver, full fuel tank and earthbucket.


STRONG CHARACTERISTICS



- 1. WORKING COMFORTABLY** - A comfortable working environment has been created in the cabin, therefore long working days are no problem.
- 2. WORK SAFELY** - The cabin and safety roof are ROPS/FOPS certified on international standard. The use of narrow styles and skylight gives the operator all-round visibility and an excellent view on his work to allow safe and precise operation.
- 3. EASY SERVICE** - Daily checks and maintenance can be carried out quickly and in a safe manner because service points are easily accessible.
- 4. POWERFUL PERFORMANCE** - The machines are driven by a powerful, 66 hp Kubota engine which provides powerful performance. The engine is equipped with a catalytic converter (DOC) and soot filter (DPF) and meet the latest EU Stage V, clean engine standards.
- 5. COMPACT DESIGN** - The compact dimensions ensure that the machines can operate in small spaces and even can be used indoors.
- 6. MANEUVERABILITY AND STABILITY** - The articulated pendulum swing system provides manoeuvrability and stability. Unevennesses are absorbed without any compromise to the performance.

- 7. PRODUCTIVITY** - The hydrostatic 4-wheel drive with automotive control and 100% switchable lock on meets 14-tons axles, always provides enough grip, a lot of pulling force for smooth movement.
- 8. VERSATILITY** - Simply change the attachment and adjust the machine to your working conditions.
- 9. HYDRAULIC POSSIBILITIES** - The standard double-acting function at the front (mechanically operated) can easily be expanded with additional hydraulic functions and a tandem pump.
- 10. SPEED** - With a travel speed of 30 km/h, the machines can move quickly to the next working area or transport materials in no time.
- 11. CHOOSE THE MACHINE FOR YOUR WORK** - The G3500 can be configured completely according to your wishes. Depending on your work you choose a Z-bar, X-TRA or TELE version with correct options.
- 12. SOLID INVESTMENT** - The G3500 is a solid investment because of its reliability and high productivity. Only the best components have been chosen and tested extensively before they were applied.

TOP PERFORMANCE



POWERFUL ENGINE

To ensure proper performance and efficient fuel consumption, the G3500 is driven by a powerful, new and reliable 48,4 kW / 66 hp diesel engine from Kubota. The engine is equipped with a catalytic converter (DOC) and soot filter (DPF) and meet the latest EU Stage V clean engine standards.



STRONG WORKING HYDRAULICS

The hydraulic system of the G3500 models is directly controlled via the joystick and is with 70l/min (220 bar) more than sufficient to drive a large number of attachments. If the working conditions demand more, then the working hydraulics can be extended to a servo-controlled version and an electrically switchable tandem pump.

“This machine is indispensable to our company because it is very powerful but also compact and extremely versatile.”

Karl-Walter Berkes, Director, The Berkes Group



Whether transporting large quantities of loads or performing rough working activities, the hydrostatic 4-wheel drive with automotive control (Bosch Rexroth) and 100% switchable lock on both, 14-ton axles, always provides enough grip - even on loose ground. Operators can quickly drive from one construction site to another or transport materials in no time with a travel speed of 30 km/h.



COMPACT DESIGN



STABILITY AND MANEUVERABILITY

The articulated pendulum joint provides the G3500 a lot of stability and manoeuvrability. The system ensures that all four wheels remain on the ground, even when working on uneven terrain. This allows the driver to work safely while having sufficient traction all the time.

“The versatile telescopic loader from TOBROCO-GIANT provides the best reach, power, visibility, maneuverability and stability for our operations.”

Oliver Paul, Director, Suffolk Food Hall Ltd



The G3500 models are designed to operate in small spaces and rough terrain. This is not only ensured by the low weight and compact dimensions: the articulated pendulum joint gives the machines a small turning circle and makes them extremely maneuverable. This ensures that work can be done very accurate. Depending on the choice of tires, the machines have a width between 134 and 165 centimetres. The height varies between 2,24 and 2,32 meters, depending on the choice for a safety roof or cabin. Narrow and low passages are therefore no problem and the machines can be used inside as well.



G3500 Z-BAR



G3500 X-TRA

SAFETY AND COMFORT



The spacious and easily accessible cabin of the G3500 is designed for optimum ease of use. The steering column is fully adjustable and all necessary information can easily be read from a central display. The air suspension seat with headrest is luxurious and easy to adjust for good posture. While using the multi-functional joystick, the operator can rest his arm on an ergonomically shaped armrest. All key functions are close to the joystick so that they can be operated without effort.



WORK SAFELY

The machines are equipped with a safety roof as standard this can optionally be extended to a full-option cabin. The cabins of the G3500 machines have been extensively tested on safety by an independent authority and are ROPS/FOPS certified by international standard. All-round visibility gives the operator an excellent view on his working area and allows safe and precise operation.



ELECTRONIC CONTROL

Information about coolant, regeneration, etc., can be read from the dashboard so that the driver can always see these important data during work.


360° all-round visibility from the cabin



ATTACHMENTS

500+ attachments

Our attachments are developed entirely in-house so that they deliver the best results when working on our machines. TOBROCO-GIANT offers more than 500 different attachments so your machine can be used all year long. By choosing the right attachment it is possible to adjust your GIANT to working conditions for agricultural purposes, construction, material handling, private use and many other areas of application. Get every job done with just one machine!



HYDRAULIC QUICK COUPLER

The G3500 models are equipped with a hydraulic quick coupler as a standard. This makes it possible to change attachments safely and within seconds.

MOUNTING SYSTEMS

TOBROCO-GIANT offers a wide range of mounting systems, enabling you to use the attachment that you already have.



SECTORS

One machine for every job



SPECIFICATIONS

TECHNICAL DATA

TYPE	G3500 Z-BAR	G3500 X-TRA	G3500 TELE
Service weight ¹	3.800 kg	3.700 kg	4.000 kg
Lifting capacity	2.800 kg	3.225 kg	See graph
Tipping load ²	2.500 kg	4.100 kg	See graph
SIZE AND SPEED			
Lifting height ²	3.292 mm	2.703 mm	4.312 mm
Length without bucket	3.860 mm	3.760 mm	4.067 mm
Machine height ³	2.270 mm	2.270 mm	2.270 mm
Width on standard tyres	1.340 mm		
Standard tyres	11.5/80-15.3 AS		
Travel speed (depending on country choice and road specification)	0-10 km/h, 0-30 km/h (with automatic gear)		
ENGINE			
	Kubota V2403-CR-TE5B DOC/DPF (STAGE V)		
Cylinders	4		
Power	66 HP / 48,5 kW		
Type	Turbo Diesel		
Fuel tank capacity	68 L	49 L	82 L
Oil capacity	60 l		
POWERTRAIN			
Type	Hydrostatic 4 wheel drive		
Transmission	Automotive control		
Differential	100% electrical differential lock on both axles		
Final drive	14 tons axles with heavy planetary end drive		
Pulling force standard	34.000 N		
Driving hydraulics	112 ltr/min (450 bar)		
Working hydraulics	70 ltr/min (220 bar)		
Parking brake	Drum brakes		

STANDARD MACHINE FEATURES

LIFTING ARM	Z-BAR	X-TRA	Telescopic
GIANT hydraulic quick change system	Std	Std	Std
ROPS/FOPS safetyroof incl. safety doors left and right	Std	Std	Std
Air suspended seat incl. safety belt, armrest and extended backrest	Std	Std	Std
1x Double acting hydraulic function on lifting arm, mechanical	Std	Std	Std
Modular cylinder option (MCO)	O	O	Std
Transport securing device	O	O	Std
Hose rupture protection on lift cylinder	O	O	Std
Floating position on lifting cylinder(s)	Std	Std	O
Hydraulic servicebrake on 4 wheels	Std	Std	Std
Working light (halogen) front, on lifting arm	Std	Std	Std
Battery, 77 Ah	Std	Std	Std
Main switch	Std	Std	Std
Anti-theft protection with access code (not certified)	Std	Std	Std
Shunt coupling	Std	Std	Std
Counterweight integrated into the bumper	Std	Std	Std
Cyclone filter	Std	Std	Std
Oil cooler	Std	Std	Std

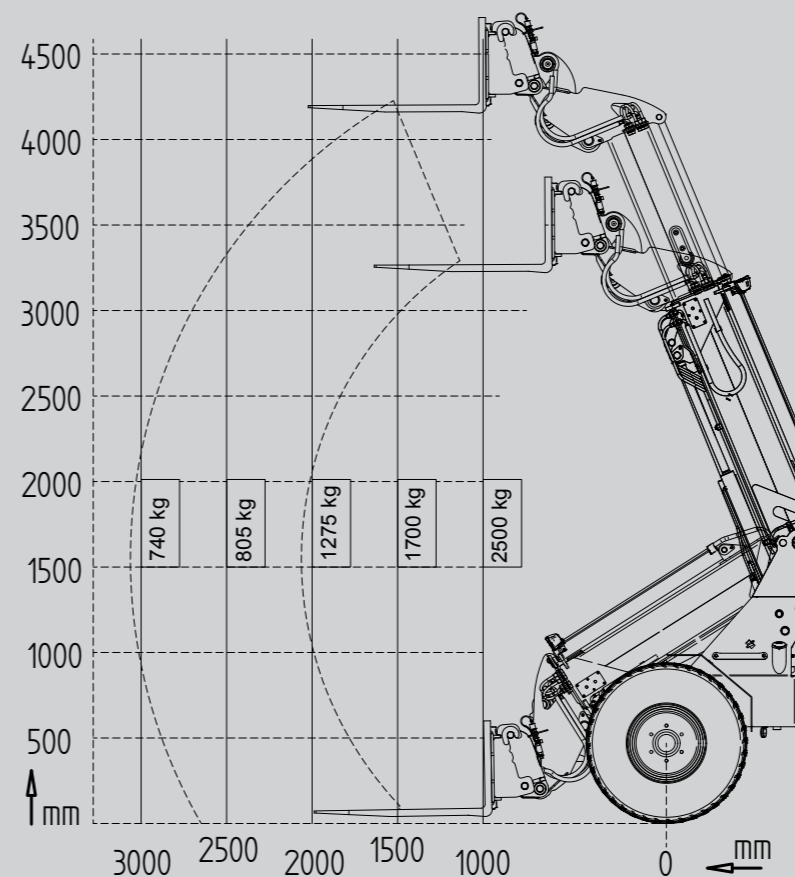
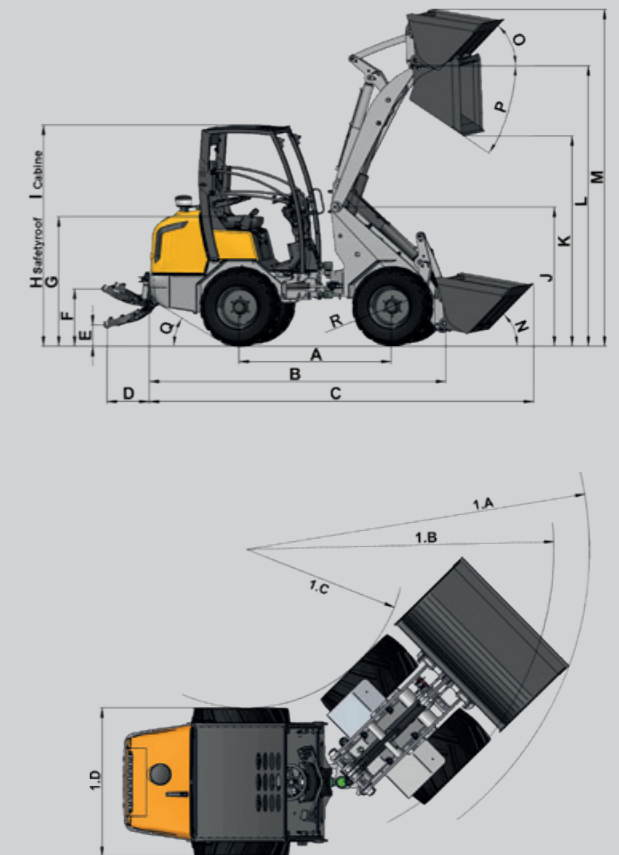
¹ Measured with cabin, driver, full fuel tank and earthbucket

² Measured with hinge point in straight position on standard tyres


³ Measured on standard tyres with safety roof

MEASUREMENTS

	Unit	G3500 Z-BAR	G3500 X-TRA	G3500 TELE
A Wheelbase	mm	1.830	1.880	1.972
B Total length	mm	3.860	3.760	4.067
C Length with bucket	mm	4.660	4.595	4.965
D Length 3 point hitch	mm	565	565	565
E 3 Point hitch in lowest position	mm	253	253	253
F 3 Point hitch in highest position	mm	652	652	652
G Seat height	mm	1.270	1.270	1.270
H Max. height with safety roof	mm	2.275	2.275	2.275
I Max. height with cabin	mm	2.275	2.275	2.275
J Height front frame	mm	1.720	1.690	1.775
K Max. dumping height	mm	2.375	1.720	3.410
L Lifting height	mm	3.292	2.703	4.312
M Height with bucket	mm	3.930	3.325	4.955
N Rollback angle on the ground	degrees	43	43	42
O Rollback angle at max. lift height	degrees	54	44	55
P Max. angle for bucket emptying	degrees	40	46	37
Q Drive-up angle	degrees	22	22	22
R Outer size of tires	ø mm	940	940	940
1A Turning radius with bucket	mm	3.425	3.410	3.615
1B Turning radius on outer edge	mm	2.970	3.025	3.150
1C Inner turning radius	mm	1.525	1.590	1.675
1D Width on standard tyres	mm	1.340	1.340	1.340



TIPPING LOADS



	Z-BAR	X-TRA
S	2.875 kg	3.260 kg
T	2.700 kg	3.020 kg
U	2.160 kg	2.325 kg
V	1.725 kg	1.810 kg
W	4.385 kg	4.650 kg
X	3.200 kg	3.250 kg
Y	2.360 kg	2.335 kg

Tipping load = without counterweights.
Measured with GIANT hitch. The above values may deviate for other types of hitches.

AVAILABLE OPTIONS

	G3500 Z-BAR	G3500 X-TRA	G3500 TELE
CABIN			
ROPS/FOPS safetyroof deluxe incl. front and rear window, front screen wiper, safety doors, 2 side mirrors, 2 working lights (halogen) front, and 2 rear	0	0	0
Glass doors, set (L+R) (for ROPS/FOPS safety roof deluxe)	0	0	0
Heating (only possible in combination with glass doors set)	0	0	0
ROPS/FOPS Cabin incl. heating, FM/AM radio and speakers, sun blind, 2 side mirrors, 2 working lights (halogen) front, and 2 rear	0	0	0
Air condition for ROPS/FOPS cabin	0	0	0
FM/AM radio and speakers (in combination with ROPS/FOPS safetyroof deluxe)	0	0	0
DAB+ radio with bluetooth and USB 2.0 incl. speakers (for both ROPS/FOPS safety roof deluxe and cabin)	0	0	0
Cabin mat	0	0	0
Side mirrors (for standard ROPS/FOPS safety roof)	0	0	0
Side mirrors large (for both ROPS/FOPS safety roof deluxe and cabin)	0	0	0
HYDRAULIC CONNECTIONS ON LIFTING ARM			
Hose rupture protection on lift and top cylinder + transport securing device (floating position not possible)	0	0	std
Hose rupture protection on lift and top cylinder + floating position + transport securing device	0	0	0
Transport securing device	0	0	0
1x double acting hydraulic function, proportional in joystick with memory function	0	0	0
1x extra double acting hydraulic function, mechanical	0	0	0
1x extra double acting hydraulic function, proportional in joystick with memory function	0	0	0
2x extra double acting hydraulic function, proportional in joystick with memory function	0	0	0
1x extra double acting hydraulic function, mechanical + 1x extra double acting hydraulic function, proportional in joystick	0	0	0
Electrically switchable tandem pump 50 ltr/min (1x extra single acting hydraulic function + free return)	0	0	0
Single-side hydraulic hold on additional function	0	0	0
Double-side hydraulic hold on additional function	0	0	0
Double-side hydraulic hold on additional function	0	0	0
Free hydraulic return	0	0	0
Leak oil connection	0	0	0
HYDRAULIC CONNECTIONS AT THE BACK			
1x extra double acting hydraulic function, mechanical 70 ltr/min 220 bar	0	0	0
1x extra double acting hydraulic function, proportional in joystick with memory function 70 ltr/min 220 bar	0	0	0
Leak oil connection	0	0	0
Free hydraulic return	0	0	0
ELECTRICAL / LIGHTING			
Switched 12 Volt socket, 3-pin (max. 2) Possible on lifting arm, at the back of machine or in cabin	0	0	0
13-pin trailer socket to the back (only possible in combination with traffic lights)	0	0	0
Additional working light (halogen or LED) front, on lifting arm	0	0	0
Additional working light (halogen or LED) front, on safetyroof (max. 2)	0	0	0
Additional working light (halogen or LED) rear, behind the seat (max. 2)	0	0	0
Flashing/warning light (halogen or LED) on safetyroof (max. 2)	0	0	0
2x flashers (LED) front + 2x flashers (LED) rear	0	0	0
Battery, 100 Ah	0	0	0
Engine heater (Coolant) 110V or 220V	0	0	0
Traffic lights (halogen or LED)	0	0	0
License plate holder with illumination (only possible in combination with traffic lights)	0	0	0
OTHER OPTIONS			
Machine sprayed in RAL company colour (hood + side shields)	0	0	0
Hand throttle	0	0	0
Hand throttle EPC	0	0	0
Pro-inching EPC	0	0	0
Back-up alarm (acoustic)	0	0	0
Mudguard wideners	0	0	0
Different hitch	0	0	0
Boom suspension	0	0	0
Document box	0	0	0
Panolin HLP Synth 46 biodegradable hydraulic fluid	0	0	0
Shunt coupling (standard) + Tow ball	0	0	0
Towing hitch, automatic	0	0	0
Towing hitch, automatic + Tow ball	0	0	0
Counterweight (200 kg) under the machine	0	0	0
Road specification (ask your dealer for details)	0	0	0

MAINTENANCE & SERVICE

MAINTENANCE




Performing maintenance to the G3500 is no problem at all because the service points are easy to reach. Filters, hydraulic system and engine can be freely accessed via the easy-to-open bonnet, tilting cab or other service panels. This ensures that daily checks and maintenance can be carried out quickly and in a safe manner.

GENUINE GIANT PARTS



The usage of genuine GIANT parts ensures reliable, efficient and safe operation of your machine. We only use the best quality components and test them severely before we introduce a new model. All these parts are vital for the best possible performance and minimising downtime. Keeping your GIANT 100% original saves money for the owner because of reduced maintenance costs and results in a higher resale value once the machine is resold.

SERVICE & SUPPORT



At TOBROCO-GIANT we offer support, service and high quality parts to protect the investment that you have made in GIANT machinery. Together with our dealers we are available to make sure that your machine performs in the best possible way. This increases your productivity and will result in an even better return on your investment.

TRAINING



At TOBROCO-GIANT we know all the details about our machines. That is why we offer an extensive training program to our dealers. Not only on the newest features or attachments, but also on how to service a machine to the highest standards.

Quality - Growth - Innovation - Integrity -
Customer Oriented - Enterprising

*“Developed in
The Netherlands, built for
the world”*

Over 25 years, TOBROCO-GIANT has grown into a global player in compact machines with one of the broadest portfolios in the industry. The wide range of implements ensures that all work can be carried out with one machine. This means that GIANT machines can be used all year round for all kinds of work.

In a modern factory in the Netherlands, machines and attachments are developed and produced in-house. By using the state-of-the-art technology, ensuring continuous innovation and applying the best components from Kubota, Bosch Rexroth and Comer, GIANT machines and attachments are produced with exceptional care for quality.

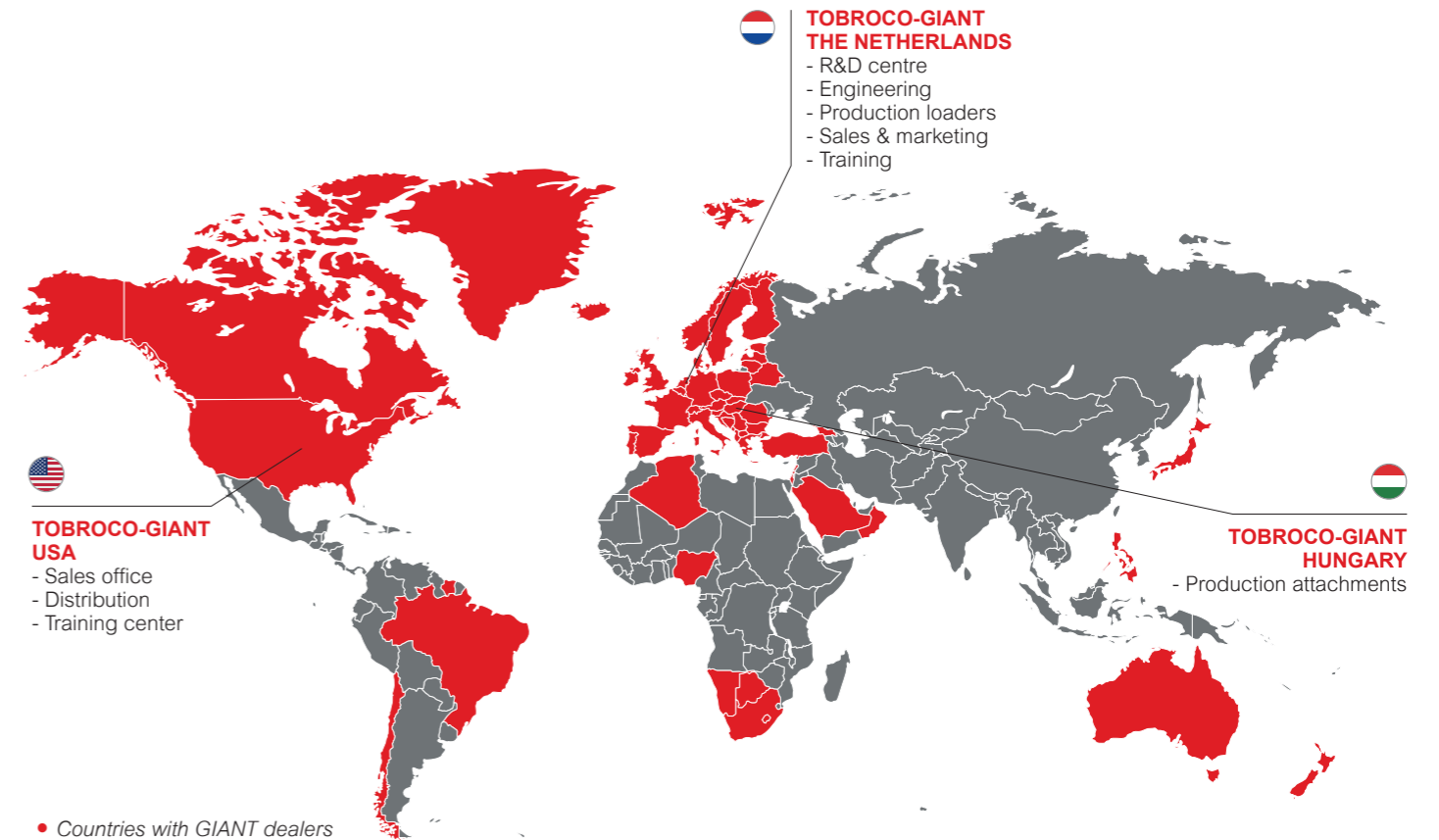
Every day, the team of more than 500 employees in the Netherlands, Hungary and America focuses with passion and enthusiasm on complete customer satisfaction.

THE FUTURE IS ELECTRIC

The demand for compact electrical equipment is an unstoppable trend. With Jungheinrich, TOBROCO-GIANT has found a global and reliable partner with expertise when it comes to developing electrical machines. Everything is aimed at developing an electric version of each GIANT along to the diesel version in the long term.

DEALER NETWORK

With a large network of dedicated dealers we like to be close to our customers to provide the machines, service and parts that you demand. All dealers are supported by a team of experts from the head office of TOBROCO-GIANT in Oisterwijk, The Netherlands.



ALL MODELS

TOBROCO-GIANT has been manufacturing high-quality GIANT machines and attachments since 1996 when we opened our first factory in The Netherlands. Today, TOBROCO-GIANT offers one of the broadest product portfolios in the business with 35 different models sold in 60 countries. In addition to machines with motors from 20 hp to 76 hp, TOBROCO-GIANT also supplies electrical machines and a complete line of compaction machines. TOBROCO-GIANT grows into a full-liner in compact and durable equipment.



GS800G **GS850T**
GS800 **GS950T**
GS900



G1100 (TELE)
G1200 (TELE)



G1500 (X-TRA)



G2200E (X-TRA) 




G2300 (X-TRA) HD



G2500 (X-TRA) HD



G2700 (X-TRA / TELE) HD
G2700 (X-TRA / TELE) HD+
G2700E (X-TRA / TELE) 



G3500 (X-TRA / TELE)



G5000 (X-TRA / TELE)



GT5048



VIBRATORY PLATES
E-VIBRATORY PLATES 



VIBRATORY RAMMERS
E-VIBRATORY RAMMERS 



REVERSIBLE VIBRATORY PLATES
E-REVERSIBLE VIBRATORY PLATES 

 *Electric*



GIANT[®]
BY TOBROCO

TOBROCO-GIANT

Sprendlingenstraat 57, 5061 KM Oisterwijk (The Netherlands)

Tel.: +31 (0)13-5211212 | Fax: +31 (0)13-5234045

Internet: www.tobroco-giant.com | E-Mail: info@tobroco-giant.com



CONNECT WITH US

All technical data in this brochure refer to under Central European operating conditions tested series models and describe the standard functions. Specifications and their modes of operation, as well as accessories, depend on the model and the options of the product, as well as country-specific regulations in the country of sale. Images may show non-listed or non-standard available products. The descriptions, illustrations, weights and technical data are not binding and are in accordance with the state of the art at the time of going to press. Changes in the design, equipment, optics and technology are due to the continuous development of its products without prior notice. Do you need special functions which are only available through the use of additional components and / or under special circumstances, please contact us! We will be happy to answer your questions and let you know whether and under what conditions regarding the product and the environmental conditions special functions are realizable. When doubts about the capacity or the performance of our products under special circumstances, we recommend to perform under controlled conditions. Testing activities despite the utmost care, we cannot rule out deviations from illustrations or dimensions, calculation errors, misprints or omissions in this brochure. We therefore accept no liability for the correctness and completeness of the information contained in this brochure. As part of our General Terms and Conditions, we guarantee the proper functioning of our products. Furthermore Linear guarantees we provide in principle. A further liability than outlined in our Terms and Conditions is excluded.



Article number and version number:
P00133500EN V122